

ZAGREB IN FIGURES 2018



CITY OF ZAGREB
CITY OFFICE FOR
THE STRATEGIC PLANNING
AND DEVELOPMENT
OF THE CITY

Publisher

CITY OF ZAGREB
City Office for the
Strategic Planning and
Development of the City
Sector for Strategic
Information and Research
Department of Statistics

For the publisher

Sanja Jerković, Head of Office

Editors

Darko Šiško
Vesna Polančec

Prepared by

Nikolina Krndelj
Ružica Saravanja
Dubravka Penava
Matea Janeković

**Layout, illustrations
and prepress**

Benussi & the Fish
j.d.o.o., Zagreb

Cartographic maps

Kristina Mudronja

Language editing

Integra d.o.o., Zagreb

Print run

2 000 copies

Press

Kershoffset Zagreb d. o. o.

Zagreb, December 2018

When downloading and
publishing the data contained
herein, please indicate
the source as follows:
Zagreb in Figures 2018, or
abbreviated: the "ZIF 2018".

ZAGREB IN FIGURES 2018

Dear citizens of Zagreb!**Dear guests of our City!**

You are holding a statistical publication in which we present facts and figures about our City in an attractive and user-friendly way.

Zagreb is a green city distinguished by its mild climate. More than three quarters of the administrative city land consists of green areas – woods, plains, meadows, parks and nature grounds. We are especially proud of our wooded Medvednica Mountain, which holds the status of a nature park, our Sava River, Maksimir Park and an abundance of other natural assets. The city's vegetation contributes to the mild climate marked by warm summers for bathing in the city lakes and by snowy winters for skiing on the city ski slopes.

Zagreb is a vital city. The city's population is growing moderately and has already exceeded the figure of 800 000 inhabitants, which is primarily due to the positive migration balance. An increase in marriages has also been recorded in the last several years, and the most frequent names for newborns in 2016 were Mia and Luka. The number of children who attend city kindergartens is growing steadily, and the vitality of the city is also enhanced by more than 70 000 students enrolled in our higher education institutions.

Zagreb is a city of culture. A noticeable rise in visits to city theatres, museums, galleries and collections has seen attendance growing exponentially. City museums, for example, with a total of 700 000 visitors, have realized an increase of almost 50% in the last several years. The Zagreb Zoo, thanks to substantial investments in boosting the number of animal species and architectural design and landscaping, has recorded increasing numbers of visitors.

Zagreb is an attractive city. The number of tourists visiting has gone up by double-digit rates, resulting in 2.3 million realized tourist nights in 2017 in over a hundred hotels and hostels, as well as in ample private accommodation establishments. Over 80% of nights were realized by foreign tourists, with the largest number of tourists coming from the USA, the Republic of Korea, Germany, Italy and the United Kingdom.

We hope that the information in this publication will bring Zagreb closer to you as an attractive destination for your business, vacation, education and lifestyle.

Sanja Jerković, M. Arch

Head of the City Office for the Strategic
Planning and Development of the City

ABBREVIATIONS


°C	degree Celsius	mm	millimeter
CBS	Croatian Bureau of Statistics	MUP	Ministry of the Interior
CEFTA	Central European Free Trade Agreement	MZLZ	Zagreb International Airport
CO	City Office	MZOE	Ministry of Environment and Energy
COSPPDC	City Office for the Strategic Planning and Development of the City	NSK	National and University Library in Zagreb
DHMZ	Croatian Meteorological and Hydrological Service	OPEC	Organization of the Petroleum Exporting Countries
d.o.o	limited liability company (LLC)	PMF	Faculty of Science
EFTA	European Free Trade Association	ppl/ha	people per hectare
EU	European Union	SLJGZ	Statistical Yearbook of the City of Zagreb
FER	Faculty of Electrical Engineering and Computing	SRC	Sports and recreation center
GDP	gross domestic product	TVZ	Zagreb University of Applied Sciences
GZ	City of Zagreb	ZET	Zagreb Electric Tram
h	hour	ZH	Zagreb Holding
ha	hectare	ZOO	Zagreb Zoo
HZZ	Croatian Employment Service	'000	thousand
km	kilometer	SYMBOLS	
km²	square kilometer		
m	meter		
m²	square meter		
mln	million		
		%	percentage
		¹)	footnote mark

CONTENTS

GEOGRAPHICAL AND CLIMATE DATA	6
POPULATION	10
CULTURE AND ENTERTAINMENT	15
EDUCATION	17
ECONOMY	19
TRANSPORT	22
POLITICS AND PUBLIC ADMINISTRATION	23

GEOGRAPHICAL AND CLIMATE DATA

HEIGHT ABOVE SEA LEVEL



SOURCE: PMF, Department of Geography



SMALLEST CITY DISTRICT

Donji Grad 301.6 ha

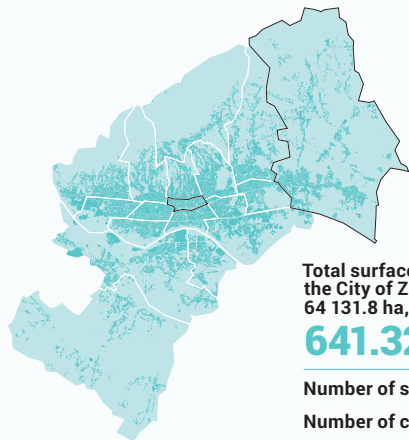
4.7% of the total population of the City of Zagreb lives on an area of 0.5% of the City's total surface area.



LARGEST CITY DISTRICT

Sesvete 16 524.5 ha

8.9% of the total population of the City of Zagreb lives on an area of 25.8% of the City's total surface area.



Total surface area of the City of Zagreb: 64 131.8 ha, or

641.32 km²

Number of settlements: **70**

Number of city districts: **17**

Number of city assemblies in City districts: **218**

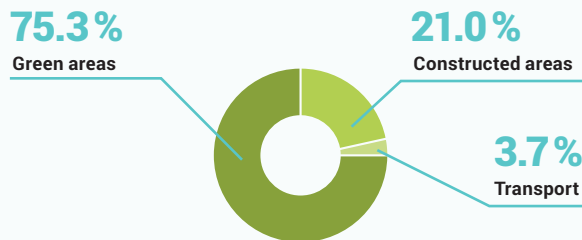
SOURCE: CO for Cadastre and Geodetic activities; DATA PROCESSED BY: COSPDC, Department for Spatial Information and Research

NATURAL ASSETS



SOURCE: MZOE

EXISTING LAND USE



GREEN AREAS




SOURCE: Urban Atlas, 2012; DATA PROCESSED BY: COSPDC, Department for Spatial Information and Research

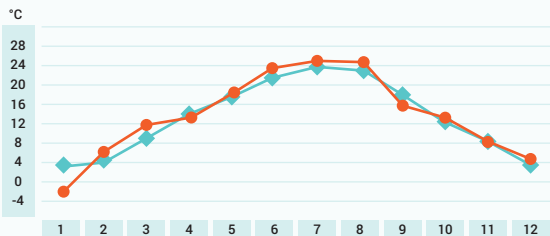
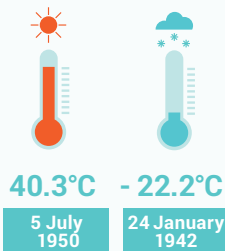
- Highest temperature ever recorded was 40.3°C in 1950.
- In 2017 there were 2 276 sunshine hours and precipitation amounted to 888.5 mm.
- Highest number of sunshine hours in 2017 was recorded in July and amounted to 324 hours.
- Highest precipitation amount recorded in the last 10 years was 236.1 mm in September 2017.

AIR TEMPERATURE

Air temperature in 2017

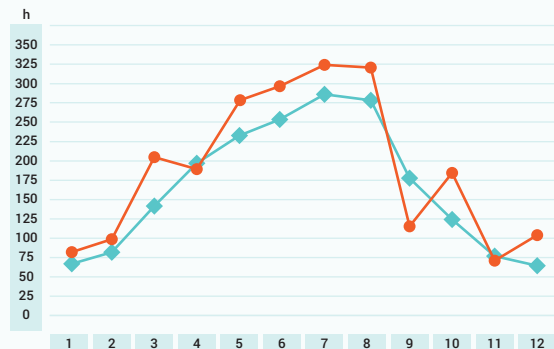


Historical air temperature data



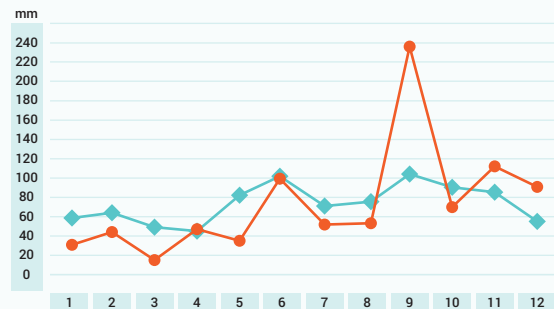
- ◆ Monthly mean air temperature data, 2007 – 2016
- Monthly mean air temperature data in 2017

SUNSHINE DURATION



- ◆ Monthly mean sunshine duration, 2007 – 2016, hours
- Total number of sunshine hours in 2017, by months

PRECIPITATION



- ◆ Monthly mean precipitation amounts, 2007 – 2016
- Precipitation amounts by months in 2017

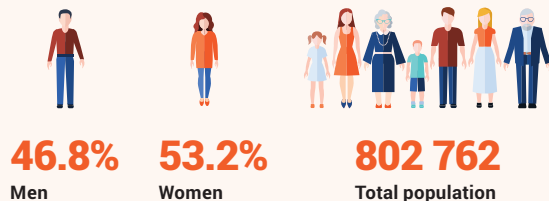
Deviations of monthly precipitation in 2017 from long-term percentage 2007 – 2016, %



POPULATION

- In 2017 the population grew by 1.2% compared to 2012, while the number of marriages grew by 4.7% in 2017 compared to 2012.

WHO LIVED IN ZAGREB IN 2017?¹⁾

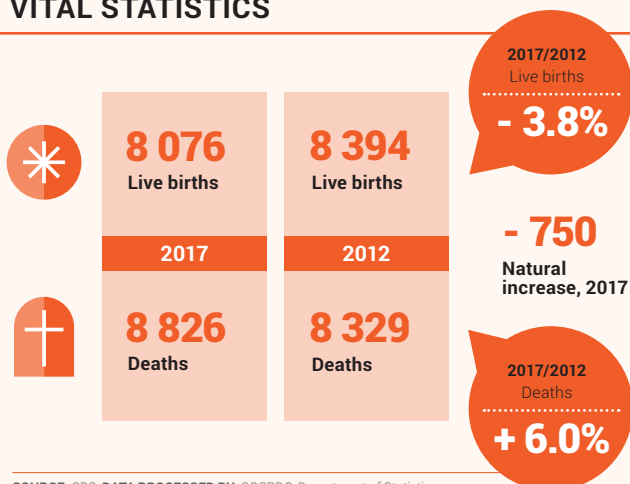


2017/2016
+ 424
+ 0.1%

2017/2007
+ 22 055
+ 2.8%

¹⁾ Mid-year estimate.

VITAL STATISTICS



SOURCE: CBS; DATA PROCESSED BY: COSPDC, Department of Statistics

MARRIAGES, 2017



3 899
Marriages

2017/2012
+ 4.7%



1 298
Divorces

2017/2012
- 11.8%

WHAT HAPPENED DAILY ON AVERAGE IN THE CITY OF ZAGREB IN 2017?



37.7
Immigrants



34.9
Emigrants



22.1
Live births



10.7
Marriages



24.2
Deaths

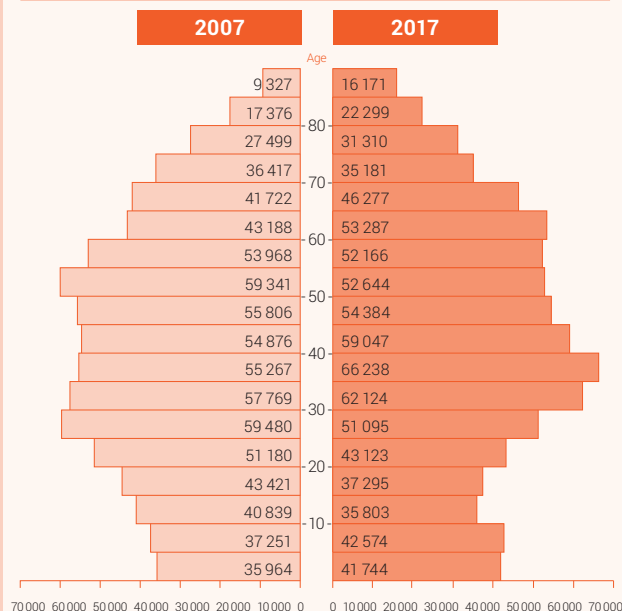


3.6
Divorces

SOURCE: CBS; DATA PROCESSED BY: COSPDC, Department of Statistics

AGE STRUCTURE

Population of the City of Zagreb, by age, 2007 and 2017



40.4

Average age
of men in
2017

44.3

Average age
of women in
2017

100 years and over (2011 Census)

7



36



SOURCE: CBS, DATA PROCESSED BY: COSPDC, Department of Statistics

POPULATION DENSITY, 2011 CENSUS

Districts with the highest and lowest population density

0.9 ppl/ha

Brezovica

122.7 ppl/ha

Donji grad

**City of
Zagreb**
12.3 ppl/ha

Total population
per km² in 2011

- Up to 1 000
- 1 000 – 3 000
- 3 000 – 6 000
- 6 000 – 9 000
- Over 9 000

27 m²

Average floor surface
of occupied permanent
dwellings per person
(2011)

2.63

Average number
of persons per
dwelling (2011)

SOURCE: CBS, DATA PROCESSED BY: COSPDC, Department of Statistics

MIGRATIONS 2017

13 758

Immigrants



12 755

Emigrants



Migration
balance

+ 1 003

SOURCE: CBS

POPULATION IN EUROPEAN CITIES

	2017	2017/2007
Sarajevo	275 043	- 9.5%
Ljubljana	288 250	+ 7.6%
Bratislava	425 923	- 0.03%
Zagreb	802 762	+ 2.8%
Prague	1 286 554	+ 7.5%
Budapest	1 752 704	+ 3.3%
Vienna	1 867 582	+ 12.4%

SOURCE: CBS, Statistics Austria, Czech Statistical Office, Agency for Statistics of Bosnia and Herzegovina, Statistical Office of the Republic of Slovenia, Statistical Office of the Slovak Republic, Hungarian Central Statistical Office; DATA PROCESSED BY: COSPDC, Department of Statistics



30.6

Average age of mother at first live birth 2017



31.5

Average age of bride in 2017



34.4

Average age of groom in 2017

SOURCE: CBS; DATA PROCESSED BY: COSPDC, Department of Statistics

MOST FREQUENT NAMES FOR NEWBORNS, 2016



195

Mia

- Lucija (178)
- Ema (166)
- Nika (143)
- Ana (133)



285

Luka

- David (208)
- Jakov (200)
- Petar (165)
- Matej (153)

SOURCE: Ministry of Public Administration

CULTURE AND ENTERTAINMENT



The most visited museum in 2015 was Nikola Tesla Technical Museum with 186 394 visitors.

ATTENDANCE, 2015



1 380 648

Theatres



699 368

Museums



132 439

Galleries



296 457

Collections

+ 47.2%

2015/2012

CINEMAS, 2017



9

Cinemas



49

Screens



9 185

Seats



2 285 183

Attendance

SOURCE: CBS; DATA PROCESSED BY: COSPDC, Department of Statistics

CHILDREN'S PLAYGROUNDS AND PARKS, 2017



710

Playgrounds



45

Parks

SOURCE: ZH, subsidiary Zrinjevac

SPORTS, 2017



47

Sports fields



48

Sports centers

SOURCE: CO for Sport and Youth

ZOO, 2017



8 687

Individual animals



377

Species



403 070

Visitors

2017/2012

144.0%

2017/2012

25.2%

2017/2012

54.6%

SOURCE: Zagreb Zoo; DATA PROCESSED BY: COSPDC, Department of Statistics

BOTANICAL GARDEN OF THE FACULTY OF SCIENCE

47 000 m²

Surface area



7 200

Plant taxa

SOURCE: PMF

CITY GARDENS, 2017



2 083

Garden allotments



1 772


Number of users of garden allotments

SOURCE: CO for Agriculture and Forestry

EDUCATION

- Out of all female students in upper secondary schools enrolled in the 2017/2018 school year, most are enrolled in grammar schools, up to 48.2%.

KINDERGARTENS, 2017/2018



- Out of the total number of children enrolled in kindergartens in 2017/2018, 62% of children up to 5 years of age attended kindergarten

EDUCATIONAL INSTITUTIONS, 2017/2018



335

Kinder-gartens



144

Basic schools



108

Upper secondary schools



57

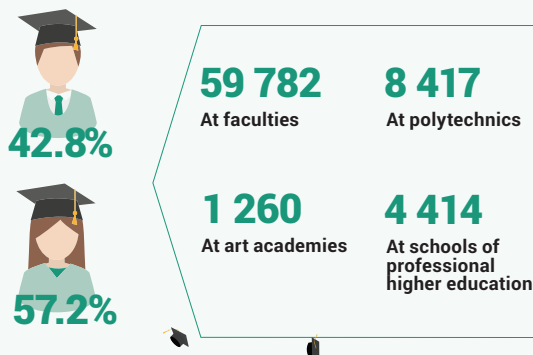
Higher education institutions

PUPILS/STUDENTS – ENROLLED IN 2017/2018

Basic schools	59 756
Grammar schools	14 441
Technical and related schools	15 054
Industrial and crafts schools	4 033
Secondary art schools	1 557
Upper secondary schools for students with developmental difficulties	516
Higher education institutions	73 873

SOURCE: CBS; DATA PROCESSED BY: COSPDC, Department of Statistics

STUDENTS – enrolled in 2017/2018



Students enrolled

5 higher education institutions with the highest number of enrolled students (2017/2018)

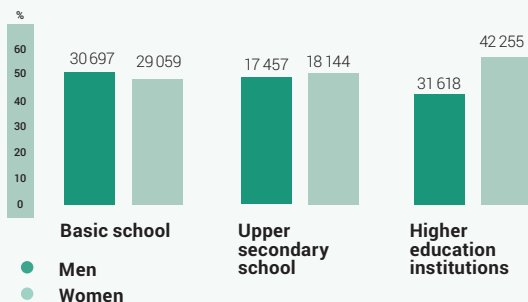
1. Faculty of Humanities and Social Sciences **6 511**
2. Faculty of Economics **6 354**
3. Faculty of Law **5 484**
4. PMF **4 205**
5. TVZ **3 647**

Graduates

5 higher education institutions with the highest number of graduates (2017/2018)

1. Faculty of Economics **1 488**
2. Faculty of Humanities and Social Sciences **1 177**
3. FER **978**
4. PMF **892**
5. University of Applied Health Sciences in Zagreb **888**


Enrolled in the 2017/2018 school/academic year



SOURCE: CBS; DATA PROCESSED BY: COSPDC, Department of Statistics

ECONOMY

NOMINAL GROSS DOMESTIC PRODUCT, 2015

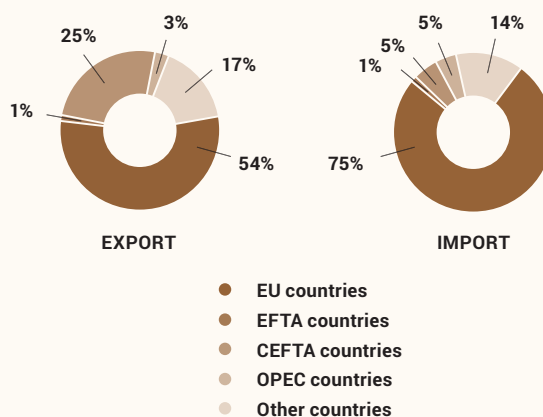


GROSS VALUE ADDED, 2015.



SOURCE: CBS

FOREIGN TRADE IN GOODS, 2017



SOURCE: CBS; DATA PROCESSED BY: COSPDC, Department of Statistics

EXPORT, 2017

**33 284 mln
kuna**

TOP 3 COUNTRIES

Bosnia and Herzegovina	16.1 %
Slovenia	12.7 %
Italy	9.7 %

IMPORT, 2017

**80 130 mln
kuna**

TOP 3 COUNTRIES

Germany	14.9 %
Slovenia	11.7 %
Italy	8.5 %

SOURCE: CBS; DATA PROCESSED BY: COSPDC, Department of Statistics

TOURISM, 2017



2.3 mln

Tourist nights



84.0%

Foreign tourist nights



16.0%

Domestic tourist nights

TOURIST NIGHTS BY ACCOMMODATION ESTABLISHMENTS

66.7%

Hotels and similar accommodation

22.1%

Rooms to let, apartments, studio-type suites, summer houses

10.2%

Hostels

1.0%

Other accommodation

SOURCE: CBS; DATA PROCESSED BY: COSPDC, Department of Statistics

Foreign tourist nights by countries

	Share in total foreign nights	Increase 2017/2016
USA	7.6%	27%
Korea, Republic of	7.0%	23%
Germany	6.4%	18%
Italy	6.2%	11%
United Kingdom	4.9%	23%

ACCOMMODATION CAPACITIES, 2017

54

Hotels

7 440



46

Hostels

2 287



SOURCE: CBS; DATA PROCESSED BY: COSPDC, Department of Statistics

EMPLOYMENT AND UNEMPLOYMENT, 2017

PERSONS IN EMPLOYMENT



49.0%

Women
202 319



51.0%

Men
210 673

UNEMPLOYED PERSONS



54.4%

Women
15 441



45.6%

Men
12 948

412 992

Persons in employment – total, status as of 31 March 2017

28 389

Unemployed persons, status as of 31 March 2017

+ 3.5%

2017/2012

6.4%




Unemployment rate in 2017

SOURCE: HZZ, CBS; DATA PROCESSED BY: COSPDC, Department of Statistics

TRANSPORT

- The Zagreb funicular was put into operation in 1890. With only 66 m length of rails this funicular is the shortest cable car in the world.

CITY TRANSPORT, 2017

	Passengers transported, '000	Length of lines, km	Number of lines
 Tram	197 078	210	19
 Bus	90 634	1 455	149
 Funicular	759	0.06	1

SOURCE: ZET d. o. o.



1 410

Number of taxis



308 125

Number of registered passenger cars (31 December 2017)

SOURCE: MUP, CO for Physical Planning, Construction of the City, Utility Services and Transport



415 km

Length of bike paths



94

Locations of parking for bikes



1 150

Parking spaces for bikes

SOURCE: CO for Economy, Energetics and Environment Protection



3.1 mln

Number of passengers at the Zagreb international airport – departures and arrivals

SOURCE: MZLZ Franjo Tuđman

POLITICS AND PUBLIC ADMINISTRATION

CITY OF ZAGREB

Mayor
Milan Bandić, MA (Political Science)

Deputy Mayors
Jelena Pavičić Vukičević, PhD
Olivera Majić, Assist. Prof.

SOURCE: City Assembly of the City of Zagreb

Structure of human resources
City of Zagreb (status as of 31 December 2017)

TOTAL	Women	Men
2 935	1 903	1 032

SOURCE: Professional service of the Mayor

CITY ASSEMBLY OF THE CITY OF ZAGREB

President
Andrija Mikulić, PhD

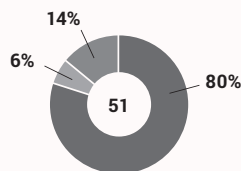
Vice-presidents
Ana Stavljenić-Rukavina, PhD
Rajko Ostojić, PhD
Jozo Miličević, MSc
Krešimir Kartelo



GENDER DISTRIBUTION

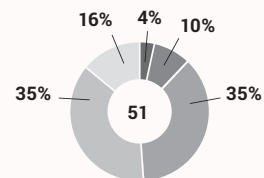
33% City Assembly members, female (17)
67% City Assembly members, male (34)

CITY ASSEMBLY MEMBERS BY LEVEL OF EDUCATION



- Higher education
- Professional higher education
- Secondary education

CITY ASSEMBLY MEMBERS BY AGE GROUPS



- Up to 29 years
- 30 – 39 years
- 40 – 49 years
- 50 – 59 years
- Over 60 years

SOURCE: City Assembly of the City of Zagreb

HISTORY OF ZAGREB

1094

Hungarian King Ladislav establishes the Zagreb Diocese.

1242

Croatian-Hungarian King Bela IV grants the Golden Bull by which Zagreb becomes a Free Royal City.



1355

Mention of the first pharmacy in Zagreb.



1557

First mention of Zagreb as the capital of Croatia in written documents.

1607

Foundation of the Jesuit gymnasium with six grade levels (the beginning of higher education).



1834

Opening of the first permanent theatre in Zagreb.



1827

Opening of Jägerhorn, the first hotel in Zagreb.

1748

First coffeehouse in the City of Zagreb.



1669

Croatian-Hungarian King Leopold I grants the right to the Royal Academy to be transformed into a university.

1850

Zagreb, by joining all its settlements, becomes a single administrative unit.

1857

First Population Census (16 657 inhabitants).

1863

as lamps put in place (a tradition maintained to the present day).



1864

First road and railway bridge (Podsused).

1876

Opening of the Mirogoj Cemetery.

1901

First car on the City streets.



1881

First telephone call in Zagreb.

1880

Severe earthquake strikes the City in November.

1877

First electric lighting.



1909

First major trade exhibition takes place - Economic Convention.



1910

First electric tram put into service.

1925

Founding of the Zagreb Zoo.



1926

First radio station starts broadcasting, also the first in this part of Europe.

1928

City bathing resort is built on the Sava riverbank.



1990

35th Eurovision competition takes place.

1987

University Games take place in Zagreb and SRC Jarun is built.

1979

Tram lines cross the Sava River.

1964

Raging flood strikes Zagreb.

1956

Opening of the International Zagreb Fair across from the Sava River.



1991

Zagreb becomes the capital city of the independent Republic of Croatia.



1995

Opening of the new building of the NSK.

2007

Opening of the Homeland Bridge.



2009

Opening of Arena Zagreb.

2017

Opening of the new International Zagreb Airport Franjo Tudman.



SELECTED PUBLICATIONS OF THE COSPDC – DEPARTMENT OF STATISTICS:



First releases in the fields of *Earnings, Employment and unemployment, Tourism, Construction, Distributive trade, Transport, Education, Vital statistics, National accounts and Culture and arts.*



Statistical Yearbook of the City of Zagreb – basic annual statistical publication that presents data in the fields of social and economic activities as well as geographical, meteorological and general data on the City of Zagreb.

More information available on website:

www.zagreb.hr/statistika/30

or from:

**City Office for the
Strategic Planning and
Development of the City
Department of Statistics**
Zagreb, Sv. Ćirila i Metoda 5
E-mail: statistika@zagreb.hr

ZAGREB IN FIGURES 2018



CITY OF ZAGREB
CITY OFFICE FOR
THE STRATEGIC PLANNING
AND DEVELOPMENT
OF THE CITY