

ZAGREB IN FIGURES 2019



CITY OF ZAGREB
CITY OFFICE FOR
THE STRATEGIC PLANNING
AND DEVELOPMENT
OF THE CITY

Publisher

CITY OF ZAGREB
City Office for the
Strategic Planning and
Development of the City
Sector for Strategic
Information and Research
Department of Statistics

For the publisher

Sanja Jerković, Head of Office

Editors

Darko Šiško
Vesna Polančec

Prepared by

Nikolina Krndelj
Matea Janeković
Hana Matić
Željka Bešlić
Roza Markoč
Ružica Saravanja
Dubravka Penava
Kristina Mudronja
Maja Palčić

**Layout, illustrations
and prepress**

Benussi & the Fish
j. d. o. o., Zagreb

Cartographic maps

Kristina Mudronja

Language editing

Integra d. o. o., Zagreb
Signum: jezici d. o. o., Zagreb

Print run

2 000 copies

Press

Pixel studio d. o. o.

Address of the Editorial Board

City Office for the
Strategic Planning and
Development of the City
Department of Statistics
Zagreb, Sv. Ćirila i Metoda 5
T: 01/6101-950
E: statistika@zagreb.hr
www.zagreb.hr/statistika/30

ISSN 2670-9295

Zagreb, December 2019

When downloading and
publishing the data contained
herein, please indicate
the source as follows:
Zagreb in Figures 2019, or
abbreviated: the "ZIF 2019".

ZAGREB IN FIGURES 2019

Dear citizens of Zagreb!**Dear guests of our City!**

You are holding a statistical publication in which we present facts and figures about our City in an attractive and user-friendly way.

Zagreb is a green city distinguished by its mild climate. More than three quarters of the administrative city land consists of green areas – woods, plains, meadows, parks and nature grounds. We are especially proud of our wooded Medvednica Mountain, which holds the status of a nature park, our Sava River, Maksimir Park and an abundance of other natural assets. The city's vegetation contributes to the mild climate marked by warm summers for bathing in the city lakes and by snowy winters for skiing on the city ski slopes.

Zagreb is a vital city. The city's population is growing moderately and has already exceeded the figure of 800 000 inhabitants, which is primarily due to the positive migration balance. An increase in the number of newborns has also been recorded in the last several years, with the most frequent names in 2018 being Mia and Luka. The number of primary school children is continually growing, and the vitality of the city is also enhanced by approximately 75 000 students enrolled in our higher education institutions.

Zagreb is a city of culture. City theatres and cinemas offer more shows and the attendance is growing. For example, the attendance to city theatres, with almost 1.3 million, has grown over 20% over the last several years. The Zagreb Zoo, thanks to substantial investments in boosting the number of animal species and architectural design and landscaping, has recorded increasing numbers of visitors.

Zagreb is an attractive city. The number of tourists visiting has gone up by double-digit rates, resulting in 2.5 million realized tourist nights in 2018 in over a hundred hotels and hostels, as well as in ample private accommodation establishments. Over 80% of nights were realized by foreign tourists, with the largest number of tourists coming from the USA, Germany, Italy, Korea and Bosnia and Herzegovina.

We hope that the information in this publication will bring Zagreb closer to you as an attractive destination for your business, vacation, education and lifestyle.

Sanja Jerković, M. Arch

Head of the City Office for the Strategic
Planning and Development of the City

ABBREVIATIONS


°C	degree Celsius	MZLZ	Zagreb International Airport
CBS	Croatian Bureau of Statistics	MZOE	Ministry of Environment and Energy
CEFTA	Central European Free Trade Agreement	NCA	National Classification of Activities
CO	City Office	NSK	National and University Library in Zagreb
COSPPDC	City Office for the Strategic Planning and Development of the City	OPEC	Organization of the Petroleum Exporting Countries
d.o.o.	limited liability company (LLC)	PMF	Faculty of Science
DHMZ	Croatian Meteorological and Hydrological Service	ppl/ha	people per hectare
EFTA	European Free Trade Association	SRC	Sports and recreation center
EU	European Union	TVZ	Zagreb University of Applied Sciences
FER	Faculty of Electrical Engineering and Computing	USA	United States of America
FIS	The International Ski Federation	ZTB	Zagreb Tourist Board
GDP	gross domestic product	ZET	Zagreb Electric Tram
GUF	City Office for Financing	ZH	Zagreb Holding
GZ	City of Zagreb	ZOO	Zagreb Zoo
ha	hectare	SYMBOLS	
HZZ	Croatian Employment Service		
HŽPP	Croatian Railways Passenger Transport	%	percentage
km	kilometer	¹⁾	footnote mark
km²	square kilometer		
m	meter		
m²	square meter		
mln	million		
mm	millimeter		
MUP	Ministry of the Interior		

CONTENTS

GEOGRAPHICAL AND CLIMATE DATA	6
POPULATION	10
CULTURE AND ENTERTAINMENT	16
EDUCATION	18
ECONOMY	20
TRANSPORT	24
POLITICS AND PUBLIC ADMINISTRATION	26

GEOGRAPHICAL AND CLIMATE DATA

HEIGHT ABOVE SEA LEVEL



SOURCE: PMF, Department of Geography



SMALLEST CITY DISTRICT

Donji Grad 301.6 ha

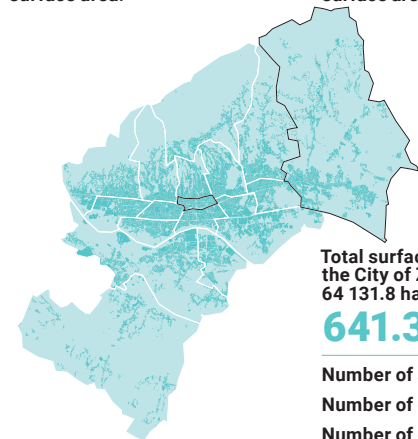
4.7% of the total population of the City of Zagreb lives on an area of 0.5% of the City's total surface area.



LARGEST CITY DISTRICT

Sesvete 16 524.5 ha

8.9% of the total population of the City of Zagreb lives on an area of 25.8% of the City's total surface area.



SOURCE: CO for Cadastre and Geodetic activities; DATA PROCESSED BY: COSPDC, Department for Spatial Information and Research

NATURAL ASSETS




Nature park Medvednica

8 438.13 ha

(total surface area 17 938 ha)

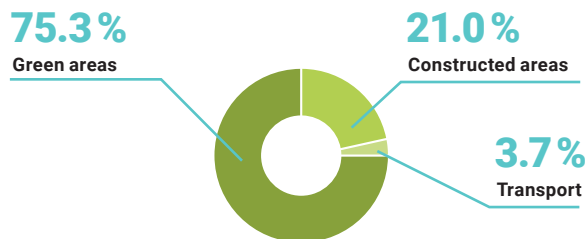
- 7 special nature reserves of forest vegetation within Medvednica Nature Park **773.12 ha**
- Maksimir Park **202.91 ha**
- 3 distinctive landscapes **823.56 ha**



- Sava River **29 km**
(total length 945 km)

SOURCE: MZOE

EXISTING LAND USE



GREEN AREAS

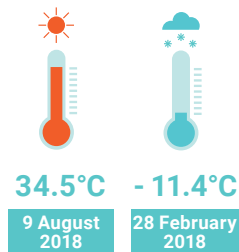


SOURCE: Urban Atlas, 2012; DATA PROCESSED BY: COSPDC, Department for Spatial Information and Research

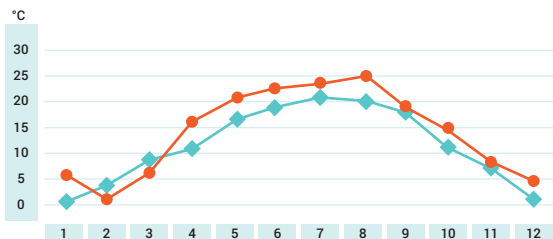
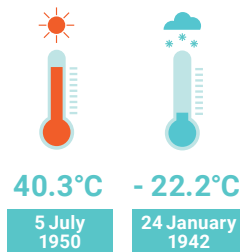
AIR TEMPERATURE

● In 2018, there were 233 days without precipitation

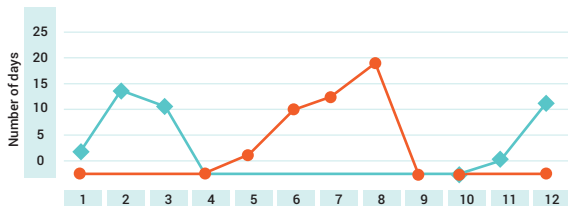
Air temperature in 2018



Historical air temperature data



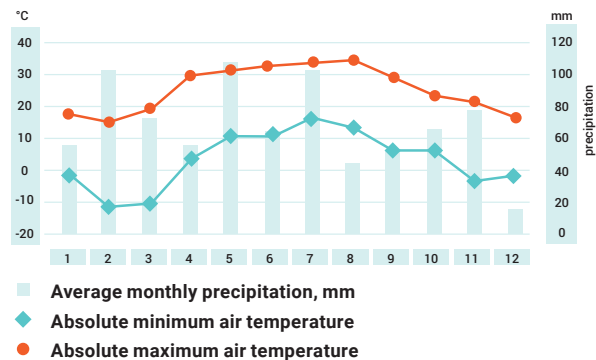
- ◆ Monthly mean air temperature data, 1961 – 1990
- Monthly mean air temperature data in 2018



- ◆ Number of cold days (min temperature < 0°C)
- Number of hot days (max temperature ≥ 30°C)

SOURCE: DHMZ; DATA PROCESSED BY: COSPDC, Department of Statistics

CLIMATE



- Average monthly precipitation, mm
- ◆ Absolute minimum air temperature
- Absolute maximum air temperature

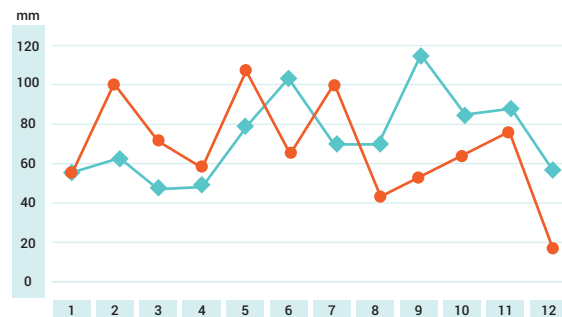
SOURCE: DHMZ; DATA PROCESSED BY: COSPDC, Department of Statistics

PRECIPITATION

Maximum 24-hour precipitation in 2018



Maximum historical 24-hour precipitation



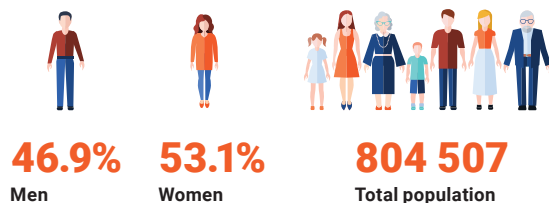
- ◆ Monthly mean precipitation amounts, 2008–2017
- Precipitation amounts by months in 2018

SOURCE: DHMZ; DATA PROCESSED BY: COSPDC, Department of Statistics

POPULATION

- In 2018 the population grew by 1.1% compared to 2013, while the number of marriages grew by 8.1% in 2018 compared to 2013

WHO LIVED IN ZAGREB IN 2018?¹⁾




2018/2017
+ 1 745
+ 0.2%

2018/2008
+ 21 372
+ 2.7%

¹⁾ Mid-year estimate.

VITAL STATISTICS



MARRIAGES, 2018



3 886
Marriages

2018/2013
+ 8.1%



1 372
Divorces

2018/2013
+ 7.0%

WHAT HAPPENED DAILY ON AVERAGE IN THE CITY OF ZAGREB IN 2018?



43.8
Immigrants



35.0
Emigrants



22.6
Live births



10.6
Marriages



24.8
Deaths



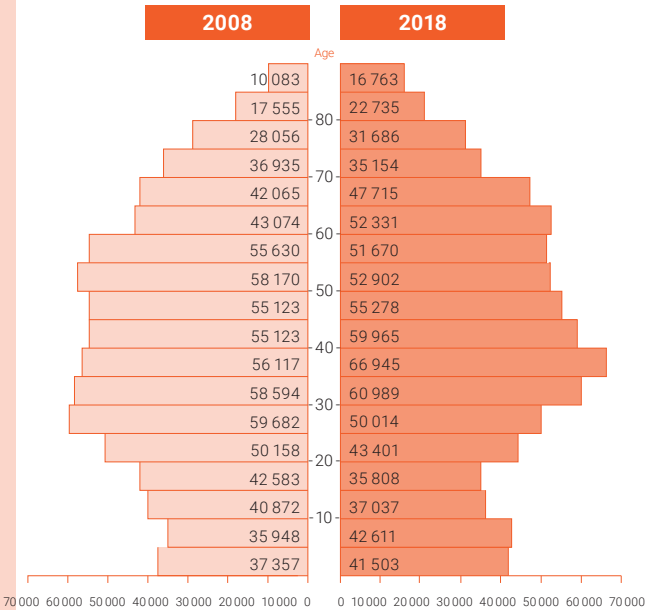
3.8
Divorces

SOURCE: CBS; DATA PROCESSED BY: COSPDC, Department of Statistics

SOURCE: CBS; DATA PROCESSED BY: COSPDC, Department of Statistics

AGE STRUCTURE

Population of the City of Zagreb, by age, 2008 and 2018



40.4
Average age of men, 2018

76.3
Life expectancy of men, 2018

44.2
Average age of women, 2018

81.9
Life expectancy of women, 2018

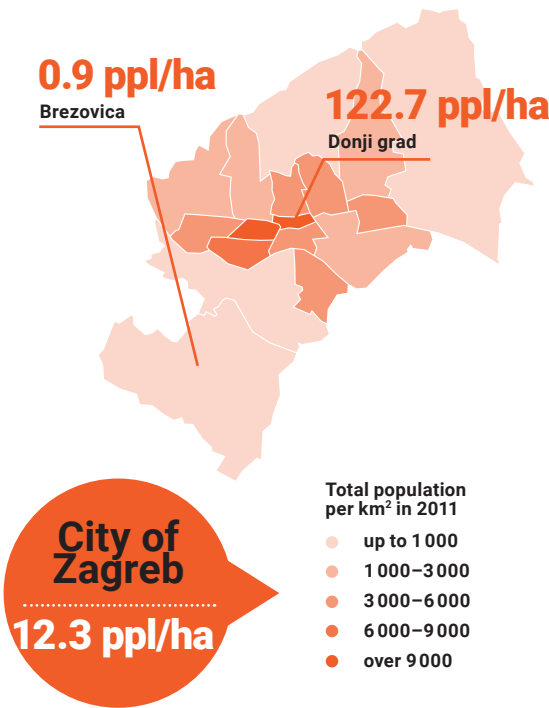
100 years and over (2011 Census)



SOURCE: CBS; DATA PROCESSED BY: COSPDC, Department of Statistics

POPULATION DENSITY, 2011 CENSUS


Districts with the highest and lowest population density



27 m²
Average floor surface of occupied permanent dwellings per person (2011)

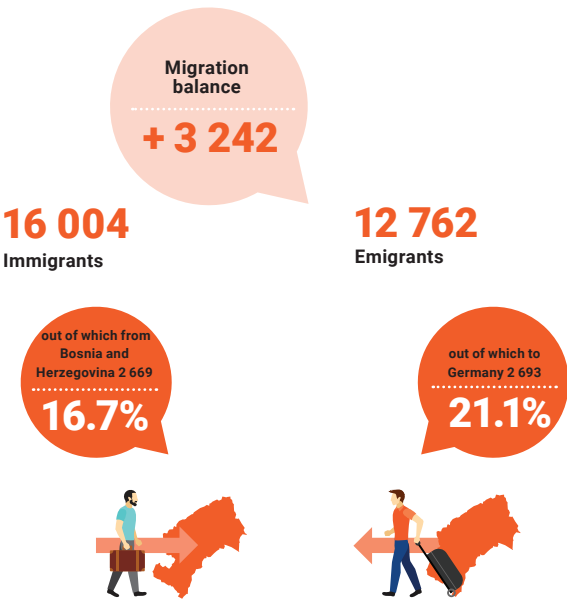
2.63
Average number of persons per dwelling (2011)

SOURCE: CBS; DATA PROCESSED BY: COSPDC, Department of Statistics



SOURCE: CBS; DATA PROCESSED BY: COSPDC, Department of Statistics

MIGRATIONS, 2018



SOURCE: CBS; DATA PROCESSED BY: COSPDC, Department of Statistics

POPULATION IN EUROPEAN CITIES

	2018	2018/2008
Vienna	1 888 776	+ 13.0%
Budapest	1 749 734	+ 2.8%
Prague	1 294 513	+ 6.8%
Zagreb	804 507	+ 2.7%
Bratislava	429 564	+ 0.6%
Ljubljana	289 518	+ 8.1%
Sarajevo	274 889	- 9.8%

SOURCE: CBS; Sarajevo Canton Institute for Development Planning, Eurostat, Czech Statistical Office, Statistical Office of the Republic of Slovenia



30.9
Average age of mother at first live birth in 2018



31.8
Average age of bride in 2018



34.4
Average age of groom in 2018

SOURCE: CBS; DATA PROCESSED BY: COSPDC, Department of Statistics

MOST FREQUENT NAMES FOR NEWBORNS, 2018



214
Mia



336
Luka

- Lucija (172)
- Nika (146)
- Ema (137)
- Sara (137)

- David (246)
- Jakov (204)
- Ivan (171)
- Petar (170)

SOURCE: Ministry of Public Administration

CULTURE AND ENTERTAINMENT

Snow Queen ski race:

- FIS World Cup race for 14 years in a row
- 17 thousand live spectators on Sljeme, 2 races held on 2 different days
- More than 300 million TV viewers every season

ATTENDANCE, 2018



1 258 631

Theatres



1 214 885

Museums



383 274

Galleries

+ 189%

2018/2015

CINEMAS, 2018



9

Cinemas



49

Screens



9 149

Seats



2 211 611

Attendance

SOURCE: CBS; DATA PROCESSED BY: COSPDC, Department of Statistics

CHILDREN'S PLAYGROUNDS AND PARKS, 2018



760

Playgrounds



45

Parks

SOURCE: ZH, subsidiary Zrinjevac

SPORTS, 2018

- 162 is the total number of sports venues owned by the City of Zagreb



46

Sports fields



48

Sports centers

SOURCE: CO for Sport and Youth

ZOO, 2018



8 089

Individual animals



377

Species



428 121

Visitors

2018/2013

34.6%

2018/2013

17.4%

2018/2013

61.5%

SOURCE: Zagreb Zoo; DATA PROCESSED BY: COSPDC, Department of Statistics

BOTANICAL GARDEN OF THE FACULTY OF SCIENCE



47 000 m²

Surface area



6 834

Plant taxa

SOURCE: PMF

CITY GARDENS, 2018



2 124

Garden allotments




1 796

Number of users of garden allotments

SOURCE: CO for Agriculture and Forestry

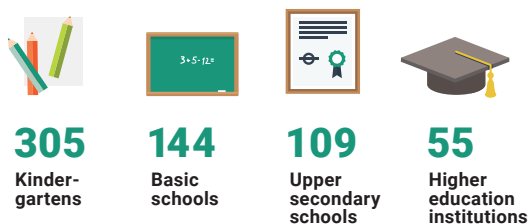
- Out of all female students in upper secondary schools enrolled in the 2018/2019 school year, most are enrolled in grammar schools, up to 48.0%.

KINDERGARTENS, 2018/2019



- Out of the total number of children enrolled in kindergartens in 2018/2019, 62% of children up to 5 years of age attended kindergarten

EDUCATIONAL INSTITUTIONS, 2018/2019

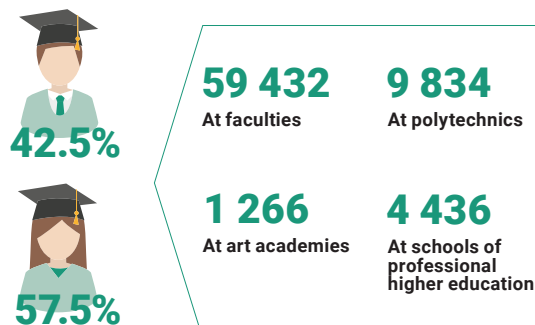


PUPILS/STUDENTS – ENROLLED IN 2018/2019

Basic schools	60 563
Grammar schools	14 179
Technical and related schools	14 654
Industrial and crafts schools	3 888
Secondary art schools	1 456
Upper secondary schools for students with developmental difficulties	463
Higher education institutions	74 968

SOURCE: CBS; DATA PROCESSED BY: COSPDC, Department of Statistics

STUDENTS – enrolled in 2018/2019



Students enrolled

5 higher education institutions with the highest number of enrolled students (2018/2019)

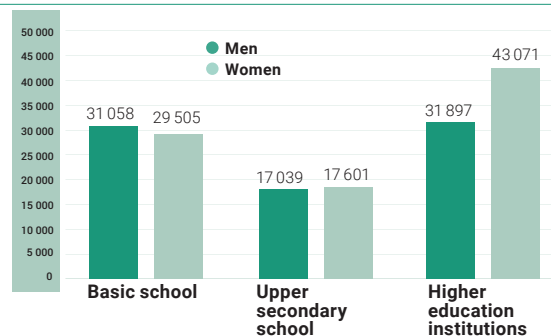
1. Faculty of Humanities and Social Sciences **6 428**
2. Faculty of Economics **6 427**
3. Faculty of Law **5 212**
4. PMF **4 045**
5. TVZ **3 895**

Graduates

5 higher education institutions with the highest number of graduates (2018/2019)

1. Faculty of Economics **1 626**
2. Faculty of Humanities and Social Sciences **1 208**
3. PMF **1 021**
4. University of Applied Health Sciences in Zagreb **964**
5. FER **929**

Enrolled in the 2018/2019 school/academic year



SOURCE: CBS; DATA PROCESSED BY: COSPDC, Department of Statistics

ECONOMY

NOMINAL GROSS DOMESTIC PRODUCT, 2016



Zagreb
147 166 kuna
 GDP per capita

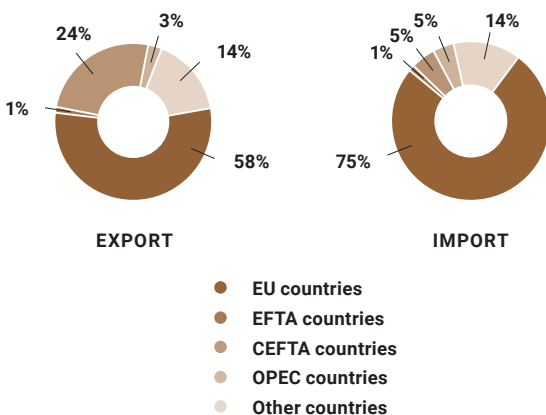
Croatia
84 207 kuna
 GDP per capita

GROSS VALUE ADDED, 2016



SOURCE: CBS

FOREIGN TRADE IN GOODS, 2018



SOURCE: CBS; DATA PROCESSED BY: COSPDC, Department of Statistics

EXPORT, 2018

33 381 mln kuna

TOP 3 COUNTRIES	
Bosnia and Herzegovina	15.9 %
Slovenia	12.7 %
Italy	11.4 %

IMPORT, 2018

86 104 mln kuna

TOP 3 COUNTRIES	
Germany	14.5 %
Slovenia	11.8 %
Italy	8.4 %

SOURCE: CBS; DATA PROCESSED BY: COSPDC, Department of Statistics

TOURISM, 2018

BEST CHRISTMAS MARKET

Advent
 in Zagreb lasted for 37
 days with 14 locations.

3 years
 is the winner of the Best
 Christmas Market.



SOURCE: ZTB

2.5 mln
 Tourist nights

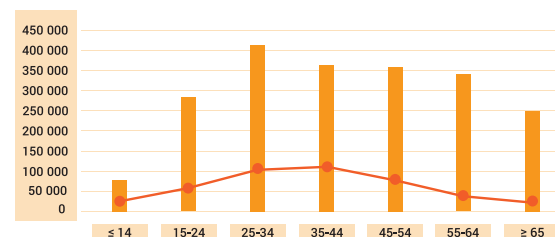


84.0%
 Foreign tourist
 nights



16.0%
 Domestic tourist
 nights

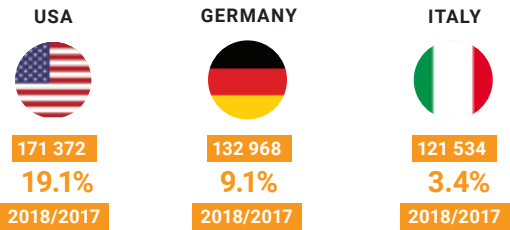
Tourist overnight stays according to age groups



● Domestic tourists 2018

■ Foreign tourists 2018

TOP 3 COUNTRIES WITH MOST OVERNIGHT STAYS IN 2018



TOURIST NIGHTS BY ACCOMMODATION ESTABLISHMENTS



SOURCE: CBS; DATA PROCESSED BY: COSPDC, Department of Statistics


ACCOMMODATION CAPACITIES, 2018



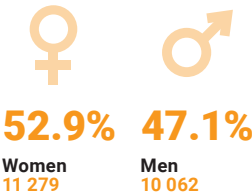
SOURCE: CBS; DATA PROCESSED BY: COSPDC, Department of Statistics

EMPLOYMENT AND UNEMPLOYMENT, 2018

PERSONS IN EMPLOYMENT



UNEMPLOYED PERSONS



SOURCE: CBS; DATA PROCESSED BY: COSPDC, Department of Statistics

429 545

Persons in employment – total, status as of 31 March 2018

21 341

Unemployed persons, status as of 31 March 2018

+ 10%

2018/2013

4.7%

Unemployment rate in 2018

Employed persons by National Classification of Activities (NCA) 2007, status as on 31 March



78 185

Wholesale and retail trade; repair of motor vehicles and motorcycles



44 179

Manufacturing



36 994

Professional, scientific, and technical activities



34 612

Public administration and defence; compulsory social security



31 644

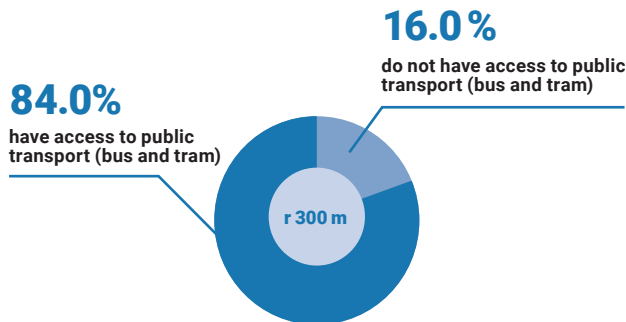
Human health and social work activities

SOURCE: CBS; DATA PROCESSED BY: COSPDC, Department of Statistics

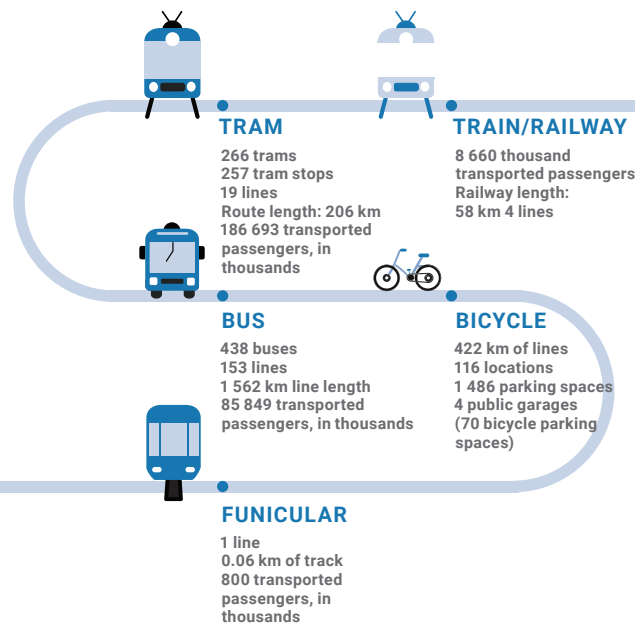
TRANSPORT

- The longest tram line is line no 7, which is 16.4 km long and takes approx. 70 minutes to complete.

CITY TRANSPORT, 2018



SOURCE: COSPDC, Department for Spatial Information and Research



SOURCE: CO for Economy, Energetics and Environment protection, ZET d. o. o., HŽPP d. d.



2 110
Number of taxis



321 967
Number of registered passenger cars (31 December 2018)



5
Electrical vehicle charging stations in public garages

SOURCE: MUP, CO for Physical Planning, Construction of the City, Utility Services and Transport, ZH subsidiary Zagrebparking

TOP 5 ARRIVAL/DEPARTURE CITIES, ZAGREB AIRPORT 2018



CITY	Arrivals 2018/2017	Departures 2018/2017
Frankfurt	167 220 5.3%	171 859 5.1%
Munich	103 875 7.6%	101 697 7.6%
Vienna	81 858 2.5%	86 081 2.2%
Paris	79 672 5.0%	79 849 6.3%
Istanbul	79 916 14.0%	77 745 9.0%

POLITICS AND PUBLIC ADMINISTRATION

CITY OF ZAGREB



Mayor
Milan Bandić, MA (Political Science)

Deputy Mayors
Jelena Pavičić Vukičević, PhD
Olivera Majić, Assist. Prof.

SOURCE: City Assembly of the City of Zagreb

Structure of human resources
City of Zagreb (status as of 31 December 2018)

TOTAL	Women	Men
3 022	1 951	1 071

SOURCE: Professional service of the Mayor

CITY ASSEMBLY OF THE CITY OF ZAGREB

President
Drago Prgommet, PhD

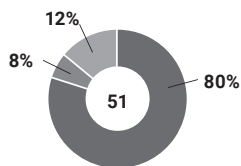
Vice-presidents
Ana Stavljenić-Rukavina, PhD
Rajko Ostojić, PhD
Jozo Miličević, MSc
Krešimir Kartelo



GENDER DISTRIBUTION

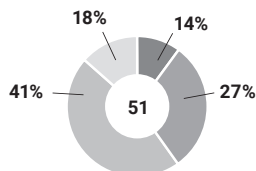
29% City Assembly members, female (15)
71% City Assembly members, male (36)

CITY ASSEMBLY MEMBERS BY LEVEL OF EDUCATION



- Higher education
- Professional higher education
- Secondary education

CITY ASSEMBLY MEMBERS BY AGE GROUPS



- 30-39 years
- 40-49 years
- 50-59 years
- Over 60 years

SOURCE: City Assembly of the City of Zagreb

BUDGET EXPENDITURES 2018

9.5 billion HRK

City of Zagreb budget expenditures amounted to

20.4%

Education

17.2%

Health care

15.0%

Services relative to improvements in housing and community

12.2%

Economic affairs

12.7%

Recreation, culture and religion

9.3%

General public services

3.1%

Environmental protection

9.3%

Social protection

0.9%

Public order and security

SOURCE: GUF; DATA PROCESSED BY: COSPDC, Department of Statistics

HISTORY OF ZAGREB

1094

Hungarian King Ladislav establishes the Zagreb Diocese.

1242

Croatian-Hungarian King Bela IV grants the Golden Bull by which Zagreb becomes a Free Royal City.



1355

Mention of the first pharmacy in Zagreb.



1557

First mention of Zagreb as the capital of Croatia in written documents.

1607

Foundation of the Jesuit gymnasium with six grade levels (the beginning of higher education).



1834

Opening of the first permanent theatre in Zagreb.



1827

Opening of Jägerhorn, the first hotel in Zagreb.

1748

First coffeehouse in the City of Zagreb.



1669

Croatian-Hungarian King Leopold I grants the right to the Royal Academy to be transformed into a university.

1850

Zagreb, by joining all its settlements, becomes a single administrative unit.

1857

First Population Census (16 657 inhabitants).

1863

As lamps put in place (a tradition maintained to the present day).



1864

First road and railway bridge (Podsused).

1876

Opening of the Mirogoj Cemetery.

1901

First car on the City streets.



1881

First telephone call in Zagreb.

1880

Severe earthquake strikes the City in November

1877

First electric lighting.



1909

First major trade exhibition takes place - Economic Convention.



1910

First electric tram put into service.

1925

Founding of the Zagreb ZOO.



1926

First radio station broadcasting, also the first in this part of Europe.

1928

City bathing resort built on the Sava riverbank.

1929

Establishment of a city statistical office.



1956

Opening of the International Zagreb Fair across from the Sava River.

1990

35th Eurovision competition takes place.

1987

University Games take place in Zagreb and SRC Jarun is built.

1979

Tram lines cross the Sava River.

1966

First flower show.

1964

Raging flood strikes Zagreb.



1991

Zagreb becomes the capital city of the independent Republic of Croatia.



1995

Opening of the new building of the NSK.

2007

Opening of the Homeland Bridge.

2009

Opening of Arena Zagreb.

2014


New building of Zagreb Academy of Music opened.

2017

Opening of the new International Zagreb Airport Franjo Tuđman.



SELECTED PUBLICATIONS OF THE COSPDC – DEPARTMENT OF STATISTICS:



First releases in the fields of *Earnings, Employment and unemployment, Tourism, Construction, Distributive trade, Transport, Education, Vital statistics, National accounts and Culture and arts.*



Statistical Yearbook of the City of Zagreb – basic annual statistical publication that presents data in the fields of social and economic activities as well as geographical, meteorological and general data on the City of Zagreb.

More information available on website:

www.zagreb.hr/statistika/30



ZAGREB IN FIGURES 2019



CITY OF ZAGREB
CITY OFFICE FOR
THE STRATEGIC PLANNING
AND DEVELOPMENT
OF THE CITY