

20



ZAGREB IN
FIGURES 2025.



CITY OF ZAGREB
CITY OFFICE FOR ECONOMY,
ENVIRONMENTAL
SUSTAINABILITY AND
STRATEGIC PLANNING

25

Publisher

CITY OF ZAGREB

City Office for Economy, Environmental
Sustainability and Strategic Planning
Sector for Strategic Information and Research
Department of Statistical and Analytical Affairs

For the publisher

Ana Pavičić - Kaselj, Head of Office

Editors

Darko Šiško

Vesna Polančec

Prepared by

Željka Bešlić

Marijana Kožul

Ružica Šaravanja

Ana Jović

Nikolina Krndelj

Tomislav Pejaković

Maja Šiljak

Kristina Mudronja

Layout, illustrations and prepress

Benussi & the Fish j. d. o. o., Zagreb

Cartographic maps

Kristina Mudronja

Print run

1 000 copies

Press

Kerschoffset d.o.o.

Address of the Editorial Board

Department of Statistical
and Analytical Affairs
Sv. Ćirila i Metoda 5, Zagreb
T: 01/6101-950
E: statistika@zagreb.hr
www.zagreb.hr/statistika/30

ISSN 2991-5104

Zagreb, December 2025.

When downloading and publishing the data contained
herein, please indicate the source as follows:
Zagreb in Figures 2025. or abbreviated: the "ZIF 2025."

ZAGREB IN FIGURES 2025

Welcome to Zagreb, a city that lives by numbers, but tells human stories. We are proud to present the eighth edition of the publication Zagreb in Figures, a guide to key statistics that reveal the rhythm of our city. Here you will find an interesting overview of daily life, challenges and achievements of a constantly changing metropolis.

What does this publication contain?

The publication is divided into seven sections: Geographical and Climate Data, Population, Culture and Entertainment, Education, Economy, Transport, Politics and Public Administration. The pages of Zagreb in Figures provide answers to questions about life in Zagreb, economic trends and changes that are shaping our future.

A city of people, not just data.

More than 770 thousand residents make Zagreb dynamic and diverse. In 2024, we recorded a positive migration balance – more people moved in than moved out. Among newborn boys, the most popular names were Luka, David, and Toma, while the names most often given to girls were Rita, Nika and Mia – a blend of tradition and modern trends.

Climate change – figures that speak for themselves.

Statistics clearly show how nature changes our daily lives. September 2024 brought 167.4 mm of precipitation, which is 40% more than in the previous year. The number of cold days decreased by 3.7%, which is a confirmation of a warming trend. These data highlight the importance of adapting to climate challenges and of sustainable development of the city.

Zagreb – a blend of tradition and modernity.

We hope this edition will inspire you and help you get to know our city better – its past, present and vision for the future. Zagreb is a place of opportunities, quality of life, work, and leisure.

With respect and gratitude,

**Your City Office for Economy,
Environmental Sustainability
and Strategic Planning**

ABBREVIATIONS

°C	degree Celsius	m²	square meter
CBS	Croatian Bureau of Statistics	mln	million
CEFTA	Central European Free Trade Agreement	MINGOR	Ministry of Economy and Sustainable Development
CO	City Office	mm	millimeter
COEESP	City Office for Economy, Environmental Sustainability and Strategic Planning	MUP	Ministry of the Interior
		MZLZ	Zagreb International Airport
		NSK	National and University Library in Zagreb
d. o. o.	limited liability company (LLC)	OPEC	Organization of the Petroleum Exporting Countries
d. d.	joint stock company	PMF	Faculty of Science
DHMZ	Croatian Meteorological and Hydrological Service	ppl/km²	people per square kilometer
		r	radius
EFTA	European Free Trade Association	SRC	sports and recreation center
EU	European Union	thsnd	thousand
FER	Faculty of Electrical Engineering and Computing	TVZ	Zagreb University of Applied Sciences
GDP	gross domestic product	USA	United States of America
GZ	City of Zagreb	ZET	Zagreb Electric Tram
ha	hectare	ZH	Zagreb Holding
HV	Croatian water management company	ZOO	Zagreb Zoo
HZZ	Croatian Employment Service		
HŽPP	Croatian Railways Passenger Transport	SYMBOLS	
		%	percentage
		¹)	footnote mark
km	kilometer	<	less than
km²	square kilometer	≤	less than or equal to
m	meter	≥	more than or equal to

CONTENTS

GEOGRAPHICAL AND CLIMATE DATA	6
POPULATION	10
CULTURE AND ENTERTAINMENT	16
EDUCATION	18
ECONOMY	20
TRANSPORT	24
POLITICS AND PUBLIC ADMINISTRATION	26

GEOGRAPHICAL AND CLIMATE DATA

HEIGHT ABOVE SEA LEVEL



1 035 m

Sljeme

158 m

Grič

122 m

Zrinjevac

SOURCE: PMF, Department of Geography



SMALLEST CITY DISTRICT

Donji grad 3.02 km²

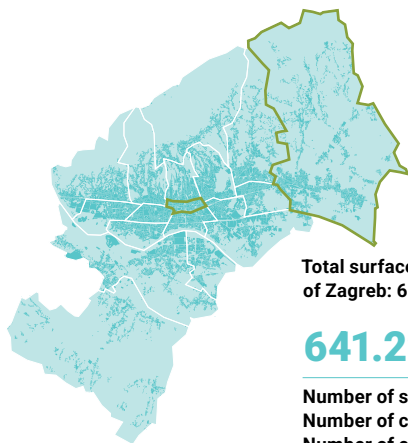
4.1% of the total population of the City of Zagreb lives on an area of 0.5% of the City's total surface area.



LARGEST CITY DISTRICT

Sesvete 165.22 km²

9.2% of the total population of the City of Zagreb lives on an area of 25.8% of the City's total surface area.



Total surface area of the City of Zagreb: 64 124 ha, or

641.22 km²

Number of settlements: **68**
Number of city districts: **17**
Number of city assemblies in City districts: **218**

SOURCE: CO for Cadastre and Geodetic activities; DATA PROCESSED BY: COEESP, Department for Spatial Information and Research, Department of Statistical and Analytical Affairs

NATURAL ASSETS, 2024



Nature park Medvednica

8 438.12 ha

(total surface area 17 933 ha)

- 7 special nature reserves of forest vegetation within Medvednica Nature Park


773.12 ha

- Maksimir Park

356.21 ha

- 3 distinctive landscapes

823.56 ha



- Sava River

29 km

(total length 945 km)

IZVOR: HV, MINGOR

EXISTING LAND USE, 2018

35.0%

Forests

21.1%

Constructed areas

1.0%

Waters

3.8%

Transport

39.1%

Other green areas



GREEN AREAS, 2018

75.1%



City of Zagreb

92.5%



Brezovica
Largest share in green areas on the total surface area of the city district

3.6%



Trešnjevka – North
Smallest share in green areas on the total surface area of the city district

SOURCE: Urban Atlas, 2018; DATA PROCESSED BY: COEESP, Department for Spatial Information and Research

AIR TEMPERATURE¹⁾

- The highest average monthly air temperature in 2024 was in August and it equaled 25.3 °C.

Air temperature in 2024



36.1°C

17 August
2024



-11.5°C

21 January
2024

Historical air temperature data



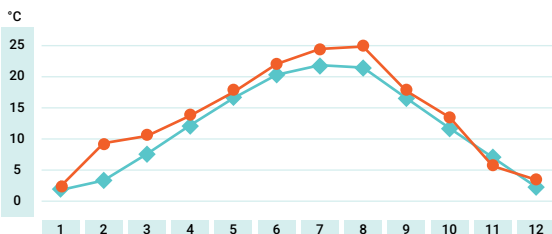
40.4°C

5 July
1950



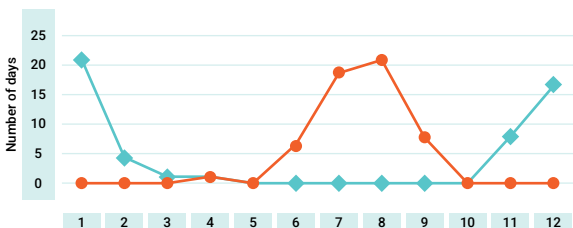
- 27.3°C

17 February
1956



◆ Monthly mean air temperature data, 1991 - 2020

● Monthly mean air temperature data in 2024

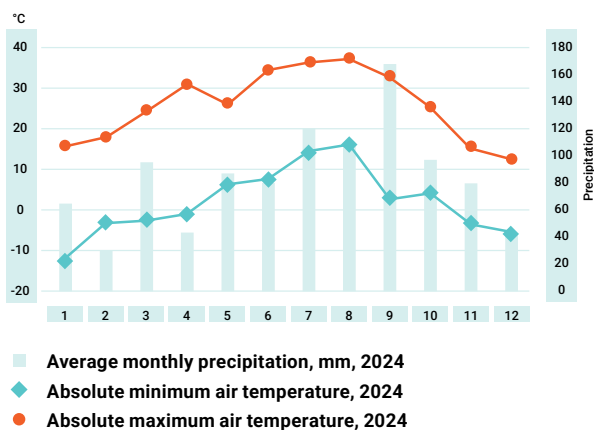


◆ Number of cold days (min temperature < 0°C), 2024

● Number of hot days (max temperature ≥ 30°C), 2024

SOURCE: DHMZ; DATA PROCESSED BY: COEESP, Department of Statistical and Analytical Affairs

¹⁾ Data according to the measuring of the Meteorological and Aerological Observatory Zagreb-Maksimir

CLIMATE¹⁾PRECIPITATION¹⁾

Maximum 24-hour precipitation in 2024



89.9 mm

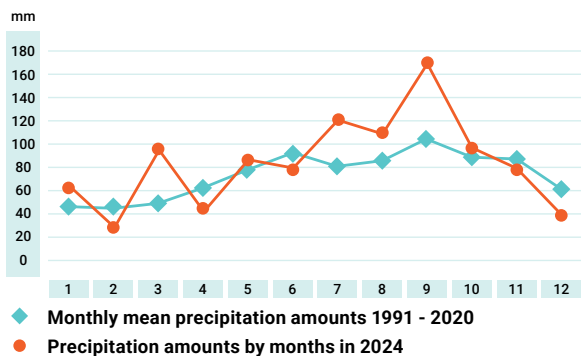
20 August 2024

Maximum historical 24-hour precipitation



86.1 mm

28 September 1987



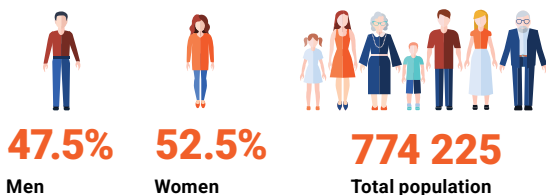
SOURCE: DHMZ; DATA PROCESSED BY: COEESP, Department for Statistical and Analytical Affairs

¹⁾ Data according to the measuring of the Meteorological and Aerological Observatory Zagreb-Maksimir

POPULATION

- In mid-2024, Zagreb had a population of over 774 thousand, or one fifth of the total population of the Republic of Croatia.

WHO LIVED IN ZAGREB IN 2024?¹⁾



2024/2023
3 163


0.4%

2024/2014
- 13 932

- 1.8%

¹⁾ Mid-year estimate

VITAL STATISTICS



SOURCE: CBS; DATA PROCESSED BY: COEESP, Department of Statistical and Analytical Affairs

MARRIAGES, 2024



3 478

Marriages

2024/2023

- 3.0%

2024



977

Divorces

2024/2023

6.0%

WHAT HAPPENED DAILY ON AVERAGE IN THE CITY OF ZAGREB IN 2024?



41.9

Immigrants



21.5

Emigrants



18.8

Live births



9.5

Marriages



23.7

Deaths

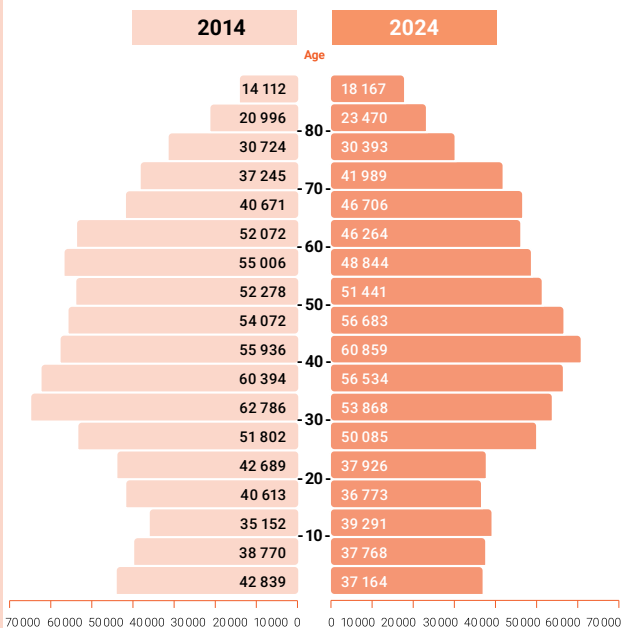


2.7

Divorces

AGE STRUCTURE

Population of the City of Zagreb, by age, 2014 and 2024



41.0

Average
age of men,
2024

77.5

Life
expectancy
of men,
2024

45.1

Average
age of
women,
2024

82.8

Life
expectancy
of women,
2024



14.8

<15 years
(of total population, 2024)

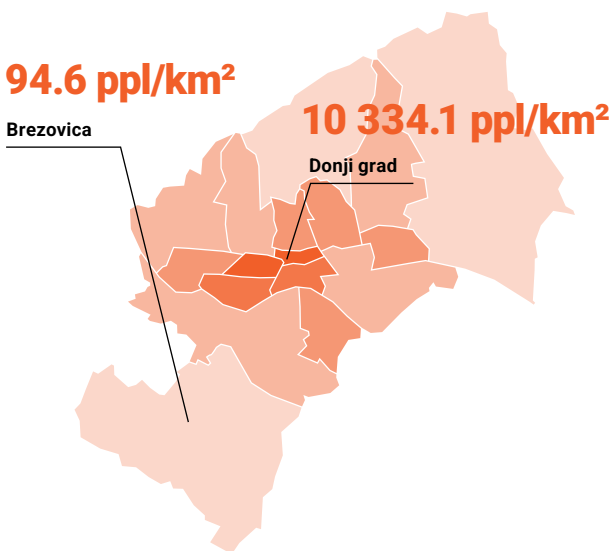


20.8

65+ years
(of total population, 2024)

POPULATION DENSITY, CENSUS

Districts with the highest and lowest population density, 2021 Census



City of
Zagreb

**1 196.4
ppl / km²**

Total population
per km², 2021 Census

- up to 1 000
- 1 000–3 000
- 3 000–6 000
- 6 000–9 000
- over 9 000

300 329


number of households
(2021)

2.53

average number
of persons
in the household (2021)

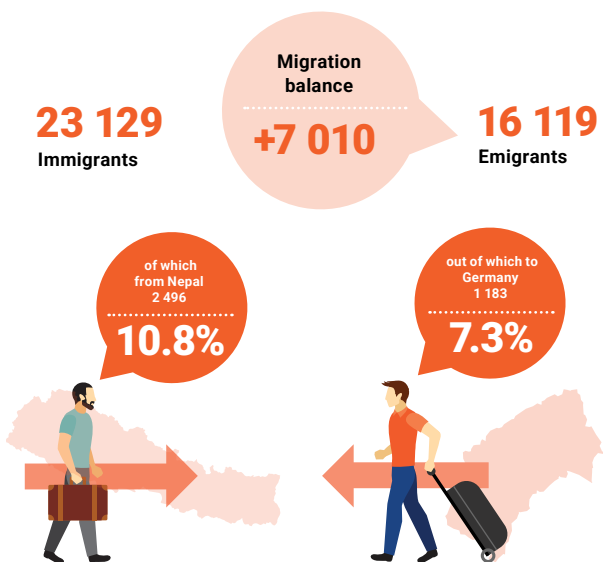
SOURCE: CBS; DATA PROCESSED BY: COEESSP, Department of Statistical and Analytical Affairs,
Department for Spatial Information and Research

COMPLETED APARTMENTS ACCORDING TO THE NUMBER OF BEDROOMS, 2024



SOURCE: CBS; DATA PROCESSED BY: COEESSP, Department of Statistical and Analytical Affairs

MIGRATIONS, 2024



SOURCE: CBS; DATA PROCESSED BY: COEESSP, Department of Statistical and Analytical Affairs

POPULATION IN EUROPEAN CITIES

	2024	2024/2014
Vienna	2 005 760	+ 13.5%
Budapest	1 686 222	- 2.7%
Prague	1 387 354	+ 10.9%
Zagreb	774 225	- 3.0%
Bratislava	478 040	+ 14.5%
Ljubljana	297 575	+ 4.1%

SOURCE: National statistical offices of Austria, Hungary, Czech Republic, Slovakia, Slovenia and CBS



31.5

Average age of
mother at first
live birth in 2024



32.4

Average age
of bride in
2024



34.7

Average age
of groom in
2024

SOURCE: CBS; DATA PROCESSED BY: COEESSP, Department of Statistical and Analytical Affairs

MOST FREQUENT NAMES FOR NEWBORNS, 2024

149 Rita



2. Nika (140)
3. Mia (138)
4. Lucija (130)
5. Mila (126)

259 Luka



2. David (192)
3. Toma (188)
4. Jakov (179)
5. Petar (160)

SOURCE: CO for General Administration and Property and Legal Affairs

CULTURE AND ENTERTAINMENT

In 2024, the number of visitors to Zagreb theatres increased by 2.6% compared to 2023.

ATTENDANCE



1 019 829

Theatres, 2024

+ 2.6%

2024/2023



777 728

Museums, 2024



10 781 454

Libraries, 2024

CINEMAS, 2024



13

Cinemas



59

Screens



12 162

Seats



1 567 355

Attendance

SOURCE: CBS; DATA PROCESSED BY: COEESP, Department of Statistical and Analytical Affairs

CHILDREN'S PLAYGROUNDS AND PARKS, 2024



812

Playgrounds



48

Parks

SOURCE: ZH, subsidiary Zrinjevac

SPORTS, 2024

- 155 is the total number of sports venues owned by the City of Zagreb



43

Sport fields



49

Sport centers

SOURCE: CO for Education, Sport and Youth

ZOO, 2024



6 754

Individual animals



371

Species



465 239

Visitors

2024/2019

- 23.7%

2024/2019

- 0.3%

2024/2019

- 0.9%

SOURCE: Zagreb ZOO; DATA PROCESSED BY: COEESP, Department of Statistical and Analytical Affairs

BOTANICAL GARDEN OF THE FACULTY OF SCIENCE



44 000 m²

Surface area



7 568

Plant taxa

SOURCE: Botanical garden Faculty of Science

CITY GARDENS, 2024



2 179

Garden allotments

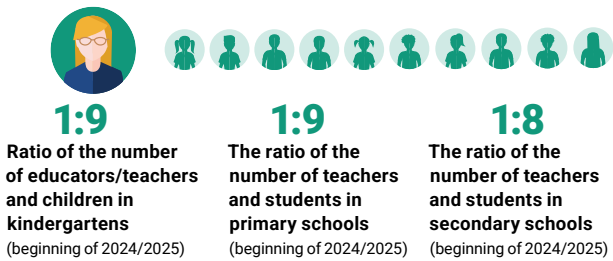


1 788

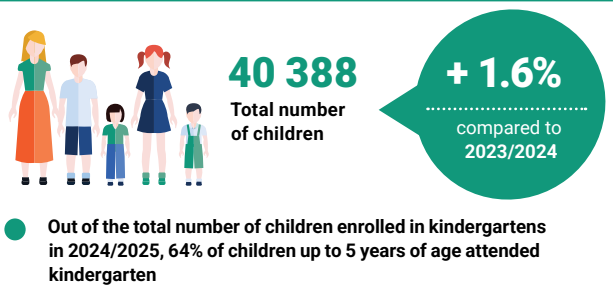
Number of users of garden allotments

SOURCE: COEESP, Department of Agricultural Land


EDUCATION



KINDERGARTENS, 2024/2025



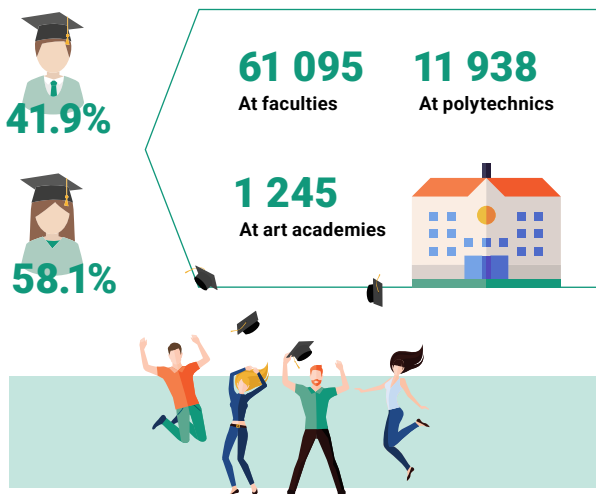
EDUCATIONAL INSTITUTIONS, 2024/2025



PUPILS/STUDENTS - enrolled in 2024/2025

Basic schools	60 213
Grammar schools	14 529
Technical and related schools	15 691
Industrial and crafts schools	4 967
Secondary art schools	1 629
Upper secondary schools for students with development issues	409
Higher education institutions	74 278

STUDENTS – enrolled in 2024/2025



Students enrolled

5 higher education institutions with the highest number of enrolled students (2024/2025)

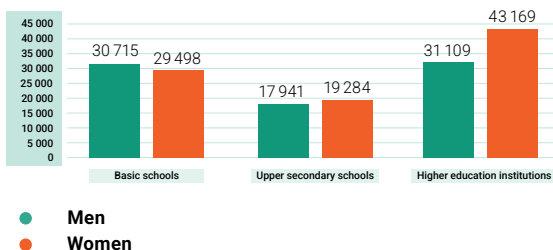
1. Faculty of Economics **10 137**
2. Faculty of Humanities and Social Sciences **5 262**
3. Faculty of Law **4 797**
4. TVZ **4 738**
5. University of Applied Health Sciences in Zagreb **4 028**

Graduates

5 higher education institutions with the highest number of graduates (2024)

1. Faculty of Humanities and Social Sciences **1 250**
2. Faculty of Economics **1 143**
3. FER **1 038**
4. University of Applied Health Sciences in Zagreb **1 008**
5. TVZ **772**

ENROLLED IN THE 2024/2025 SCHOOL/ACADEMIC YEAR



SOURCE: CBS; DATA PROCESSED BY: COEESP, Department of Statistical and Analytical Affairs

ECONOMY

NOMINAL GROSS DOMESTIC PRODUCT, 2022



Zagreb
29 070 EUR
GDP per capita



Croatia
17 532 EUR
GDP per capita

GROSS VALUE ADDED, 2022

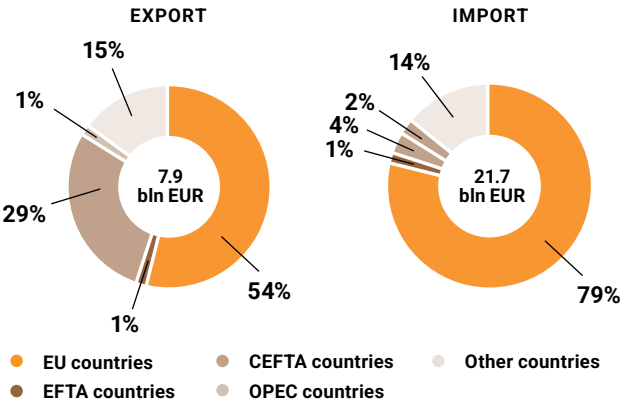


18 585
mln EUR
City of Zagreb

56 306
mln EUR
Republic of Croatia

SOURCE: CBS

FOREIGN TRADE IN GOODS, 2024



SOURCE: CBS; DATA PROCESSED BY: COEESP, Department of Statistical and Analytical Affairs

EXPORT, 2024

7 906 mln EUR

TOP 3 COUNTRIES

Bosnia and Herzegovina	18.6%
Slovenia	11.7%
Germany	9.0%

IMPORT, 2024

21 741 mln EUR

TOP 3 COUNTRIES

Slovenia	14.4%
Germany	14.4%
Italy	9.9%

SOURCE: CBS; DATA PROCESSED BY: COEESP, Department of Statistical and Analytical Affairs

TOURISM, 2024

TOURIST OVERNIGHT STAYS



80.7%

Foreign tourist
nights

2.6 mln

Tourist nights

+ 5.5%

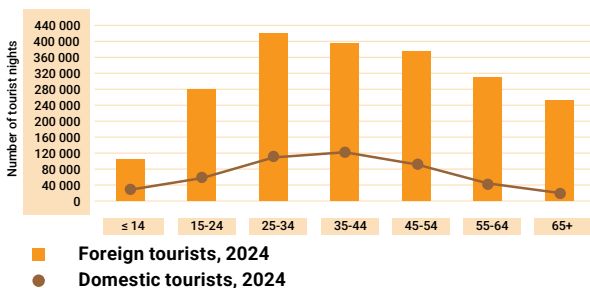
2024/2023



19.3%

Domestic tourist
nights

TOURIST OVERNIGHT STAYS ACCORDING TO AGE GROUPS



SOURCE: CBS; DATA PROCESSED BY: COEESP, Department of Statistical and Analytical Affairs

TOP 3 COUNTRIES WITH MOST OVERNIGHT STAYS, 2024



TOURIST NIGHTS BY ACCOMMODATION ESTABLISHMENTS, 2024




SOURCE: CBS; DATA PROCESSED BY: COEESSP, Department of Statistical and Analytical Affairs

ACCOMMODATION CAPACITIES, STATUS AS OF 31 AUGUST 2024



SOURCE: CBS

EMPLOYMENT AND UNEMPLOYMENT, STATUS AS OF 31 MARCH 2024



SOURCE: CBS, HZMO, HZZ; DATA PROCESSED BY: COEESSP, Department of Statistical and Analytical Affairs

EMPLOYMENT AND UNEMPLOYMENT, STATUS AS OF 31 MARCH 2024

472 598

Persons in employment
total

11 395

Unemployed persons

+ 8.0%

2024/2020

2.4%

Unemployment
rate in 2024



EMPLOYED PERSONS BY NATIONAL CLASSIFICATION OF ACTIVITIES (NACE), STATUS AS ON 31 MARCH 2024



78 529

Wholesale and retail trade; repair of motor
vehicles and motorcycles



44 460

Manufacturing



42 705

Professional, scientific,
and technical activities



40 209

Information and
communication



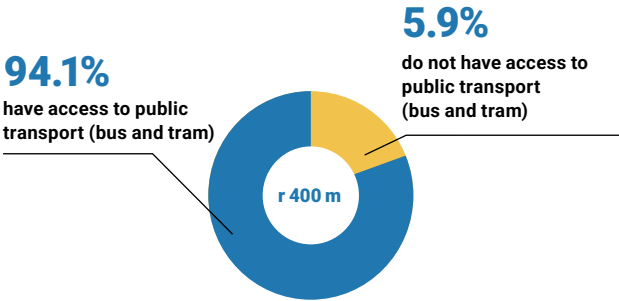
36 248

Human health and
social work activities

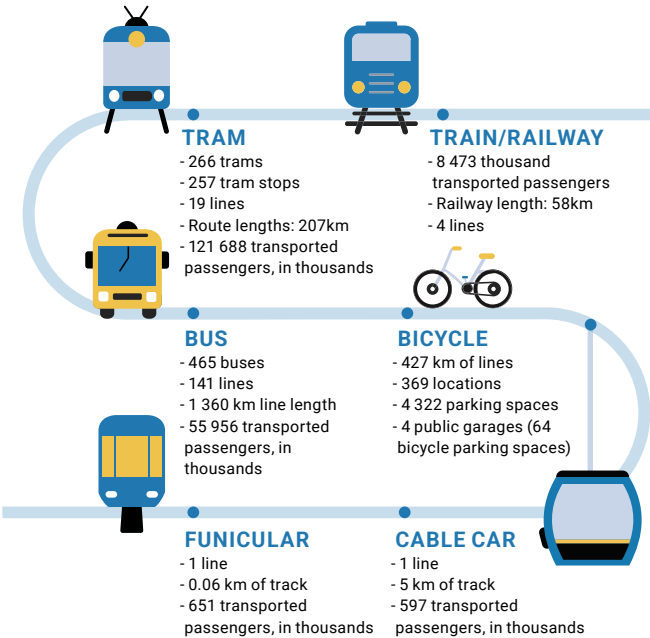
TRANSPORT

- In 2024, Franjo Tuđman Airport saw a total of 4.3 million passengers, a 15.9% increase compared to 2023.

CITY TRANSPORT, 2024



SOURCE: COEESP, Department for Spatial Information and Research



SOURCE: ZET d.o.o., HŽPP d.d., ZH, Zagrebparking, City Office for Municipal Self - Government, Transport, Civil Protection and Safety



4 370

Number of taxis



394 776

Number of registered
passenger cars
(31 December 2024)

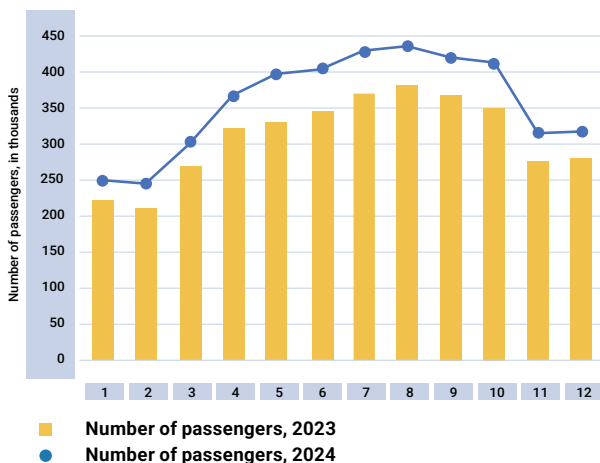


6

Locations of charging
stations for electric
vehicles in public garages

SOURCE: MUP, City Office for Reconstruction, Development, Physical Planning, Construction and Utility Services, ZH, subsidiary Zagrebparking

NUMBER OF PASSENGERS AT MZLZ, 2023 AND 2024



SOURCE: MZLZ; DATA PROCESSED BY: COEESP, Department of Statistical and Analytical Affairs

POLITICS AND PUBLIC ADMINISTRATION




CITY OF ZAGREB

Mayor
Tomislav Tomašević,
MA in Political Science
Deputy Mayors
Danijela Dolenec, PhD
Luka Korlaet, PhD

STRUCTURE OF HUMAN RESOURCES CITY OF ZAGREB (STATUS AS OF 31 DECEMBER 2024)

TOTAL	Women	Men
3 056	2 007	1 049



SOURCE: City Administration General Secretariat

CITY ASSEMBLY OF THE CITY OF ZAGREB¹⁾

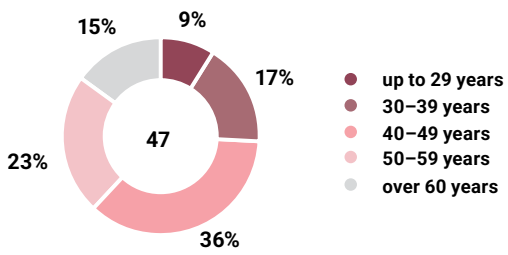


President
Matej Mišić
Vice-president
Teodor Celakoski
Marina Ivandić
Mislav Herman
Marija Selak Raspudić

GENDER DISTRIBUTION

40% City Assembly members, female (19)
60% City Assembly members, male (28)

CITY ASSEMBLY MEMBERS BY AGE GROUPS¹⁾



¹⁾ Status as of 25 June 2025

SOURCE: City Assembly General Secretariat

BUDGET EXPENDITURES, 2024

**2.4
billion EUR**

City of Zagreb
budget expenditures
amounted to



31.7%

Education



12.8%

Environmental
protection



11.6%

Services relative
improvements in housing
and community



11.1%

Health
care



10.4%

Economic affairs



8.7%

Recreation, culture
and religion



7.5%

General public
services



5.3%

Social protection



0.9%

Public order
and security

SOURCE: CO for Finance and Public Procurement; DATA PROCESSED BY: COEESP, Department of Statistical and Analytical Affairs

HISTORY OF ZAGREB

1094

Hungarian King Ladislav establishes the Zagreb Diocese.



1242

Croatian-Hungarian King Bela IV grants the Golden Bull by which Zagreb becomes a Free Royal City.

1355

Mention of the first pharmacy in Zagreb.



1850

Zagreb, by joining all its settlements, becomes a single administrative unit.



1834

Opening of the first permanent theatre in Zagreb.



1857

First Population Census (16 657 inhabitants).

1863

As lamps put in place (a tradition maintained to the present day).

1864

First road and railway bridge (Podsused).



1909

First major trade exhibition takes place - Economic Convention.



1901

First car on the City streets.

1910

First electric tram put into service.



1925

Founding of the Zagreb ZOO.



1990

35th Eurovision competition takes place.

1991

Zagreb becomes the capital city of the independent Republic of Croatia.

1987

University Games take place in Zagreb and SRC Jarun is built.



1995

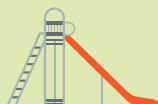
Opening of the new building of the NSK.

2007

Opening of the Homeland Bridge.

2009

Opening of Arena Zagreb.



1557

First mention of Zagreb as the capital of Croatia in written documents.

1607

Foundation of the Jesuit gymnasium with six grade levels (the beginning of higher education).



1827

Opening of Jägerhorn, the first hotel in Zagreb.



1748

First coffeehouse in the City of Zagreb.

1669

Croatian-Hungarian King Leopold I grants the right to the Royal Academy to be transformed into a university.



1876

Opening of the Mirogoj cemetery.

1877

First electric lighting.

1881

First telephone call in Zagreb.



1880

Severe earthquake strikes the City in November.

1926

First radio station broadcasting, also the first in this part of Europe.

1928

City bathing resort built on the Sava riverbank.

1929

Establishment of a city statistical office.

1956

Opening of the International Zagreb Fair across from the Sava River.

1979

Tram lines cross the Sava river.

1966

First flower show.

1964

Raging flood strikes Zagreb.

2014

New building of Zagreb Academy of Music opened.

2017

Opening of the new International Zagreb Airport Franjo Tuđman.

2020

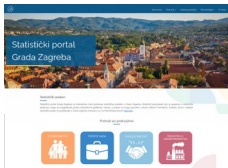
5.5 magnitude earthquake, 22 March 2020

2024

The new Sljeme cable car, opened to the public on 23 February 2024



PUBLISHING MEDIA



The Statistical Portal of the City of Zagreb presents statistical data on the City of Zagreb in an interactive way. Statistical indicators, which are grouped into statistical areas, can be viewed through interactive graphs and maps, and the data can be downloaded in machine-readable formats.



The Statistical Portal of the City of Zagreb presents statistical data on the City of Zagreb in an interactive way. Statistical indicators, which are grouped into statistical areas, can be viewed through interactive graphs and maps, and the data can be downloaded in machine-readable formats.

TURIZAM U RUJNU 2023.

U rujnu 2023. Grad Zagreb ostvario je 6,8% više dolazaka i 6,8% više noćenja

U rujnu 2023., u kategorijama vanjskog odnosa u Gradu Zagrebu, ostvareno je 148,9 tisuća dolazaka i 278,3 tisuća noćenja turisti. Broj je 0,9% više dolazaka i 0,9% više noćenja turisti u odnosu na rujn 2022.

U rujnu 2023., od ukupnog ostvarenih 2,4 milijuna dolazaka i 12,9 milijuna noćenja turisti u Republici Hrvatskoj, u Gradu Zagrebu ostvareno je 6,2% ukupnih dolazaka i 2,2% ukupnih noćenja turista u Republici Hrvatskoj.

Dnevni turisti, u rujnu 2023., ostvarili su 29,2 tisuća dolazaka i 59,9 tisuća noćenja. Broj je u odnosu na rujn 2022. više dolazaka za 0,5% i povećanje noćenja za 0,5%.

Strani turisti, u rujnu 2023., ostvarili su 12,9 tisuća dolazaka i 25,6 tisuća noćenja. Broj je u odnosu na rujn 2022. pad dolazaka za 1,9%, i povećanje noćenja za 0,9%.

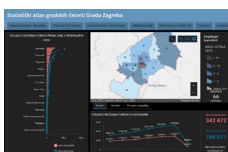
1. SADRŽAJ I IZOSTRAJ TURIZMA U GRADU ZAGREBU, 2023. i 2022.

	Dolazci		Noćenja		Noćenja		Indeks
	10. 2023.	10. 2022.	10. 2023.	10. 2022.	10. 2023.	10. 2022.	
UKUPNO	148 971	140 190	278 300	274 000	278 300	101,9	1,0
Dnevni turisti	29 203	28 586	59 900	59 800	59 900	100,1	1,0
Strani turisti	12 900	12 589	25 600	25 600	25 600	100,0	1,0

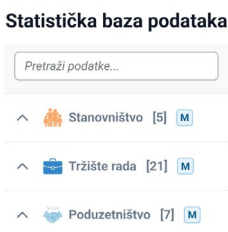
Izvor: GZ, obradila GZ/STAT - Dajti na razliku i različitost podataka

First releases in the fields of *Earnings, Employment and unemployment, Tourism, Construction, Service activities, Transport, Vital statistics, Retail trade and Nacional accounts*, and first releases related to the COVID-19 pandemic in the City of Zagreb.

Census of Population, Households and Dwellings 2021 - statistical survey conducted once every 10 years.



Statistical Atlas of City Districts of the City of Zagreb - provides up-to-date data on city districts in the form of interactive indicators, charts and maps. Available on the website of the City of Zagreb.



The statistical database allows viewing, filtering, searching and downloading statistical data on the City of Zagreb by areas and periods.

More information available on website:
www.zagreb.hr/statistika/30

