



**CITY OF ZAGREB**  
CITY OFFICE FOR ECONOMY,  
ENVIRONMENTAL  
SUSTAINABILITY AND  
STRATEGIC PLANNING



**ZAG  
REB**

**IN**

**FIGU  
RES**

**20  
23**

**Publisher**

CITY OF ZAGREB

City Office for Economy, Environmental  
Sustainability and Strategic Planning  
Sector for Strategic Information and Research  
Department of Statistical and Analytical Affairs

**For the publisher**

Ana Pavičić - Kaselj, Head of Office

**Editors**

Darko Šiško

Vesna Polančec

**Prepared by**

Željka Bešlić

Marijana Kožul

Ružica Šaravanja

Martina Šola

Maja Palčić

Kristina Mudronja

**Layout, illustrations and prepress**

Benussi & the Fish j. d. o. o., Zagreb

**Cartographic maps**

Kristina Mudronja

**Print run**

1 200 copies

**Press**

Tiskara Zelina d. d.

**Address of the Editorial Board**

Department of Statistical  
and Analytical Affairs  
Sv. Ćirila i Metoda 5, Zagreb  
T: 01/6101-950  
E: statistika@zagreb.hr  
www.zagreb.hr/statistika/30

ISSN 2991-5104

Zagreb, December 2023

When downloading and publishing the data contained  
herein, please indicate the source as follows:  
Zagreb in Figures 2023 or abbreviated: the "ZIF 2023"

# ZAGREB IN FIGURES 2023

**Dear citizens of Zagreb!**  
**Dear visitors!**

We are pleased to present the sixth edition of the Zagreb in Figures publication, in which you can find out key statistical data and facts about the City of Zagreb displayed in a visually appealing way.

If you would like to know the highest temperature in 2022 in the City of Zagreb, the average age of Zagreb citizens, the most common names for newborns, the number of students enrolled at faculties in the City of Zagreb, where do tourists with most overnight stays come from, whether there are more employed men or women, you can find all these and many other interesting facts in the Zagreb in Figures 2023 publication. The publication contains data and indicators from seven chapters: Geographical and Climate Data, Population, Culture and Entertainment, Education, Economy, Transport, Politics and Public Administration, as well as an overview of the history of the City of Zagreb.

The loosening of epidemiological measures in 2022, which were introduced due to the health crisis related to the COVID-19 pandemic, led to positive trends that are especially visible in the field of tourism – in 2022, tourists from foreign countries comprised 80.5% of the total number of overnight stays in the City of Zagreb, and the number of passengers at Franjo Tuđman Airport increased to over 3.1 million. The increasing number of immigrants, as compared to emigrants, is an indicator of the fact that Zagreb is a city that is attractive not only as a tourist destination but also as a quality and pleasant place to live. The migration balance in 2022 was positive and amounted to 3,980 people, which is an increase of 361.2% compared to the migration balance in 2021. With its economic potential, the City of Zagreb provides great employment opportunities, and in 2022 the unemployment rate was only 3.1%.

We hope that Zagreb in Figures 2023 will spark your interest and help you get to know and love our city even more, as an attractive European metropolis known for its qualities in living, education, business, and vacation.

**City Office for Economy,  
Environmental Sustainability  
and Strategic Planning**

# ABBREVIATIONS

<b>°C</b>	degree Celsius	<b>m<sup>2</sup></b>	square meter
<b>CBS</b>	Croatian Bureau of Statistics	<b>mln</b>	million
<b>CEFTA</b>	Central European Free Trade Agreement	<b>MINGOR</b>	Ministry of Economy and Sustainable Development
<b>CO</b>	City Office	<b>mm</b>	millimeter
<b>COEESP</b>	City Office for Economy, Environmental Sustainability and Strategic Planning	<b>MUP</b>	Ministry of the Interior
		<b>MZLZ</b>	Zagreb International Airport
		<b>NSK</b>	National and University Library in Zagreb
<b>d. o. o.</b>	limited liability company (LLC)	<b>OPEC</b>	Organization of the Petroleum Exporting Countries
<b>d. d.</b>	joint stock company	<b>PMF</b>	Faculty of Science
<b>DHMZ</b>	Croatian Meteorological and Hydrological Service	<b>ppl/km<sup>2</sup></b>	people per square kilometer
		<b>r</b>	radius
<b>EFTA</b>	European Free Trade Association	<b>SRC</b>	sports and recreation center
<b>EU</b>	European Union	<b>thsnd</b>	thousand
<b>FER</b>	Faculty of Electrical Engineering and Computing	<b>TVZ</b>	Zagreb University of Applied Sciences
<b>GDP</b>	gross domestic product	<b>USA</b>	United States of America
<b>GZ</b>	City of Zagreb	<b>ZET</b>	Zagreb Electric Tram
<b>ha</b>	hectare	<b>ZH</b>	Zagreb Holding
<b>HV</b>	Croatian water management company	<b>ZOO</b>	Zagreb Zoo
<b>HZZ</b>	Croatian Employment Service	<b>SYMBOLS</b>	
<b>HŽPP</b>	Croatian Railways Passenger Transport	<b>%</b>	percentage
		<b>)</b>	footnote mark
<b>km</b>	kilometer	<b>&lt;</b>	less than
<b>km<sup>2</sup></b>	square kilometer	<b>≤</b>	less than or equal to
<b>m</b>	meter	<b>≥</b>	more than or equal to

# CONTENTS

<b>GEOGRAPHICAL AND CLIMATE DATA</b> .....	<b>6</b>
<b>POPULATION</b> .....	<b>10</b>
<b>CULTURE AND ENTERTAINMENT</b> .....	<b>16</b>
<b>EDUCATION</b> .....	<b>18</b>
<b>ECONOMY</b> .....	<b>20</b>
<b>TRANSPORT</b> .....	<b>24</b>
<b>POLITICS AND PUBLIC ADMINISTRATION</b> .....	<b>26</b>

# GEOGRAPHICAL AND CLIMATE DATA

## HEIGHT ABOVE SEA LEVEL



**1 035 m**  
Sljeme

**158 m**  
Grič

**122 m**  
Zrinjevac

SOURCE: PMF, Department of Geography



### SMALLEST CITY DISTRICT

**Donji grad** 3.02 km<sup>2</sup>

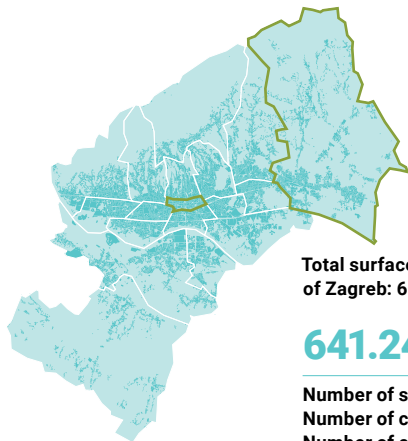
4.1% of the total population of the City of Zagreb lives on an area of 0.5% of the City's total surface area.



### LARGEST CITY DISTRICT

**Sesvete** 165.22 km<sup>2</sup>

9.2% of the total population of the City of Zagreb lives on an area of 25.8% of the City's total surface area.



Total surface area of the City of Zagreb: 64 124 ha, or

**641.24 km<sup>2</sup>**

Number of settlements: **68**  
Number of city districts: **17**  
Number of city assemblies in City districts: **218**

SOURCE: CO for Cadastre and Geodetic activities; DATA PROCESSED BY: COEESP, Department for Spatial Information and Research, Department of Statistical and Analytical Affairs

## NATURAL ASSETS, 2022



### Nature park Medvednica

**8 438.12 ha**


(total surface area 17 936 ha)

- 7 special nature reserves of forest vegetation within Medvednica Nature Park

**773.12 ha**

- Maksimir Park
- 356.21 ha**

- 3 distinctive landscapes
- 823.56 ha**



- Sava River
- 29 km**

(total length 945 km)

IZVOR: HV, MINGOR

## EXISTING LAND USE, 2018

**35.0%**

Forests

**21.1%**

Constructed areas

**1.0%**

Waters

**3.8%**

Transport

**39.1%**

Other green areas



## GREEN AREAS, 2018



**City of Zagreb**



**Brezovica**  
Largest share in green areas on the total surface area of the city district



**Trešnjevka – North**  
Smallest share in green areas on the total surface area of the city district

SOURCE: Urban Atlas, 2018; DATA PROCESSED BY: COEESP, Department for Spatial Information and Research

## AIR TEMPERATURE<sup>1)</sup>

- The highest average monthly air temperature in 2022 was in July and it equaled 24.0 °C.

### Air temperature in 2022



38.8°C

23 July  
2022



- 8.6°C

25 January  
2022



40.4°C

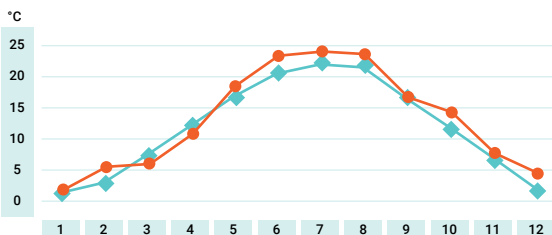
5 July  
1950



- 27.3°C

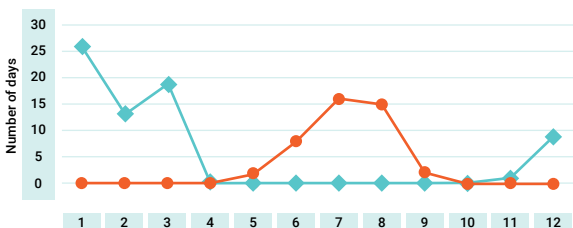
17 February  
1956

### Historical air temperature data



◆ Monthly mean air temperature data, 1991 - 2020

● Monthly mean air temperature data in 2022



◆ Number of cold days (min temperature < 0°C), 2022

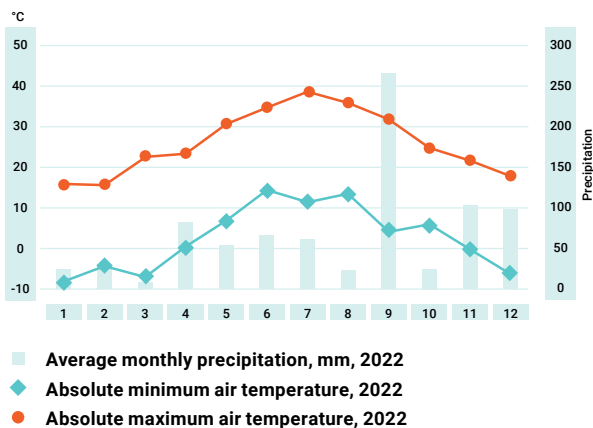
● Number of hot days (max temperature ≥ 30°C), 2022

SOURCE: DHMZ; DATA PROCESSED BY: COEESSP, Department of Statistical and Analytical Affairs

<sup>1)</sup> Data according to the measuring of the Meteorological and Aerological Observatory Zagreb-Maksimir



# CLIMATE<sup>1)</sup>

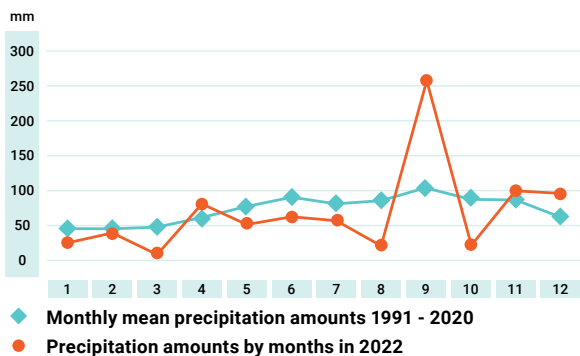
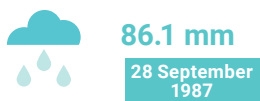


# PRECIPITATION<sup>1)</sup>

Maximum 24-hour precipitation in 2022



Maximum historical 24-hour precipitation



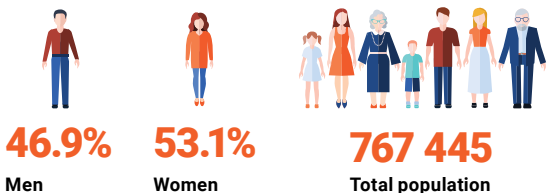
SOURCE: DHMZ; DATA PROCESSED BY: COEESSP, Department for Statistical and Analytical Affairs

<sup>1)</sup> Data according to the measuring of the Meteorological and Aerological Observatory Zagreb-Maksimir

# POPULATION

- In mid-2022, Zagreb had a population of over 767 thousand, or one fifth of the total population of the Republic of Croatia.

## WHO LIVED IN ZAGREB IN 2022?<sup>1)</sup>



2022/2021  
-609


- **0.1%**

2022/2012  
-25 612

- **3.2%**

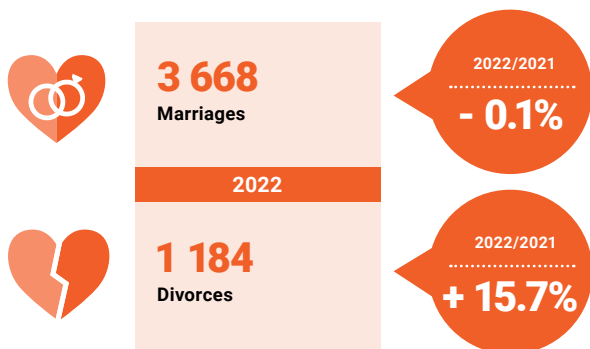
<sup>1)</sup> Mid-year estimate

## VITAL STATISTICS

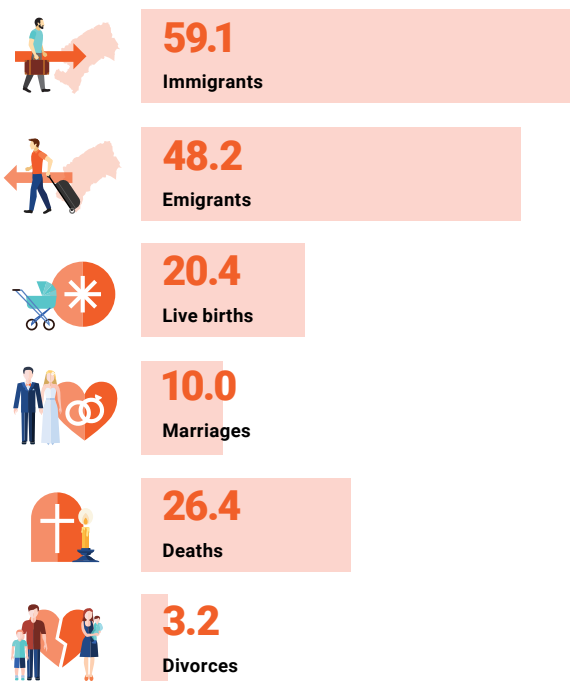


SOURCE: CBS; DATA PROCESSED BY: COEESP, Department of Statistical and Analytical Affairs

## MARRIAGES, 2022

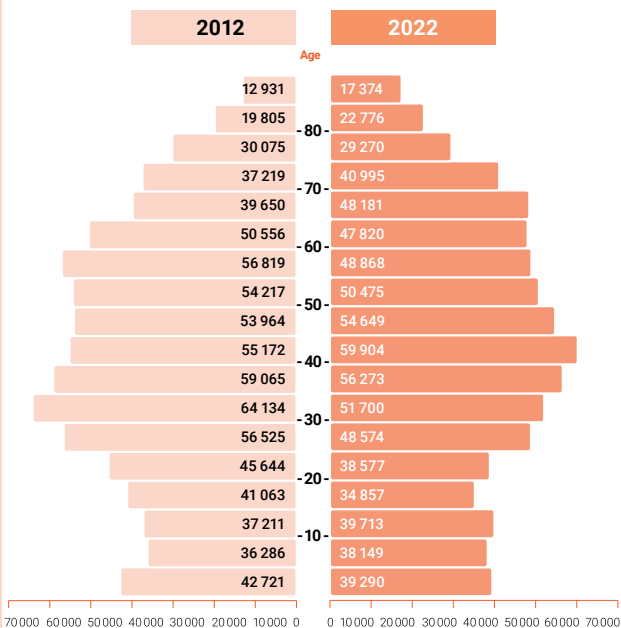


## WHAT HAPPENED DAILY ON AVERAGE IN THE CITY OF ZAGREB IN 2022?



## AGE STRUCTURE

Population of the City of Zagreb, by age, 2012 and 2022



**40.9**

Average age of men, 2022

**76.1**

Life expectancy of men, 2022

**44.8**

Average age of women, 2022

**81.5**

Life expectancy of women, 2022



**15.3%**

<15 years  
(of total population, 2022)

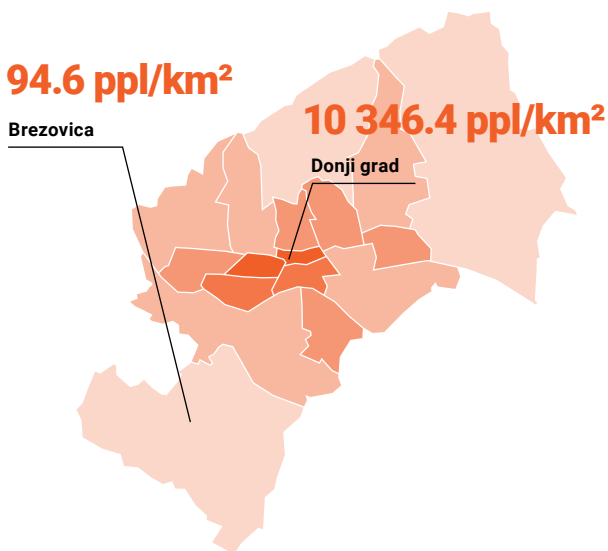


**20.7%**

65+ years  
(of total population, 2022)

## POPULATION DENSITY, CENSUS

Districts with the highest and lowest population density, 2021 Census



City of  
Zagreb

**1 196.3**  
ppl / km<sup>2</sup>

Total population  
per km<sup>2</sup>, 2021 Census

- up to 1 000
- 1 000–3 000
- 3 000–6 000
- 6 000–9 000
- over 9 000


**300 329**

number of households  
(2021)

**2.53**

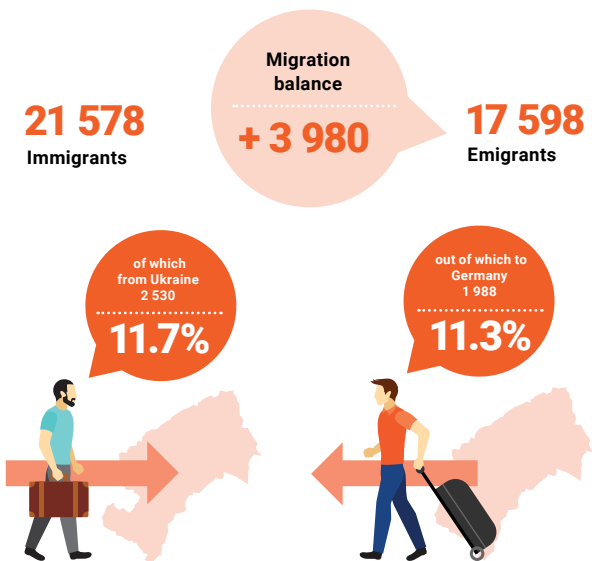
average number  
of persons  
in the household (2021)

## COMPLETED APARTMENTS ACCORDING TO THE NUMBER OF BEDROOMS, 2022



SOURCE: CBS; DATA PROCESSED BY: COEESSP, Department of Statistical and Analytical Affairs

## MIGRATIONS, 2022



SOURCE: CBS; DATA PROCESSED BY: COEESSP, Department of Statistical and Analytical Affairs

# POPULATION IN EUROPEAN CITIES

	2022	2022/2021
Vienna	1 982 097	+ 13.8%
Budapest	1 706 851	- 1.2%
Prague	1 357 326	+ 8.9%
Zagreb	767 445	- 3.2%
Bratislava	475 577	+ 15.1%
Ljubljana	293 218	+ 4.5%
Sarajevo	272 004	- 12.4%

SOURCE: National statistical offices of Austria, Hungary, Czech Republic, Slovakia, Slovenia, Federal Bureau of Statistics of Bosnia and Herzegovina and CBS



## 31.4

Average age of mother at first live birth in 2022



## 32.2

Average age of bride in 2022



## 34.4

Average age of groom in 2022

SOURCE: CBS; DATA PROCESSED BY: COEESSP, Department of Statistical and Analytical Affairs

# MOST FREQUENT NAMES FOR NEWBORNS, 2022

## 151 Mila



2. Lucija (146)
3. Mia (138)
4. Nika (133)
5. Eva (115)

## 271 Luka



2. David (188)
3. Jakov (181)
4. Petar (164)
5. Fran and Toma (133)

SOURCE: CO for General Administration and Property and Legal Affairs

# CULTURE AND ENTERTAINMENT

In 2022, the number of visitors to Zagreb theatres increased by 69.6% compared to 2021.

## ATTENDANCE



**422 794**

Theatres, 2022

**+ 69.6%**

2022/2021



**297 190**

Museums, 2021



**10 722 142**

Libraries, 2022

## CINEMAS, 2022



**8**

Cinemas



**52**

Screens



**9 309**

Seats



**1 400 833**

Attendance

SOURCE: CBS; DATA PROCESSED BY: COEESSP, Department of Statistical and Analytical Affairs

## CHILDREN'S PLAYGROUNDS AND PARKS, 2022



**800**

Playgrounds



**48**

Parks

SOURCE: ZH, subsidiary Zrinjevac



## SPORTS, 2022

- 154 is the total number of sports venues owned by the City of Zagreb



43

Sport fields



48

Sport centers

SOURCE: CO for Education, Sport and Youth

## ZOO, 2022



7 032

Individual animals



386

Species



475 751

Visitors

2022/2017

- 19.1%

2022/2017

+ 2.4%

2022/2017

+ 18.0%

SOURCE: Zagreb ZOO; DATA PROCESSED BY: COEESSP, Department of Statistical and Analytical Affairs

## BOTANICAL GARDEN OF THE FACULTY OF SCIENCE



44 000 m<sup>2</sup>

Surface area



6 490

Plant taxa

SOURCE: Botanical garden Faculty of Science

## CITY GARDENS, 2022



2 182

Garden allotments



1 887

Number of users of garden allotments

SOURCE: COEESSP, Department of Agricultural Land

# EDUCATION

**1:9**

Ratio of the number of educators/teachers and children in kindergartens  
(beginning of 2022/2023)

**1:10**

The ratio of the number of teachers and students in primary schools  
(beginning of 2022/2023)

**1:8**

The ratio of the number of teachers and students in secondary schools  
(beginning of 2022/2023)

## KINDERGARTENS, 2022/2023

**38 558**

Total number of children

**+ 2.5%**


.....  
compared to  
2021/2022

- Out of the total number of children enrolled in kindergartens in 2022/2023, 63% of children up to 5 years of age attended kindergarten

## EDUCATIONAL INSTITUTIONS, 2022/2023

**301**


Kindergartens

**153**

Basic schools

**116**

Upper secondary schools

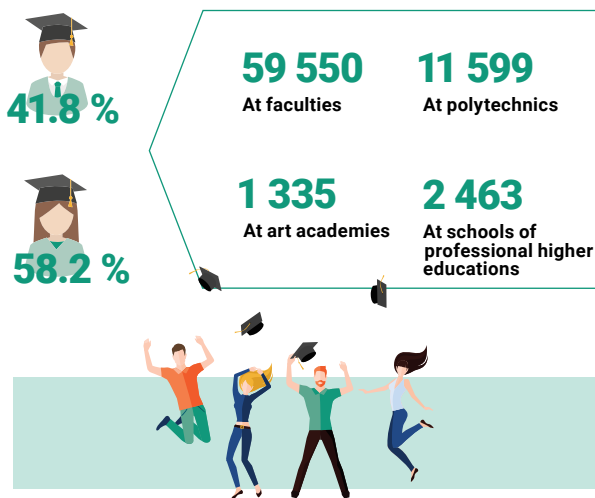
**48**

Higher education institutions

## PUPILS/STUDENTS - enrolled in 2022/2023

Basic schools	61 552
Grammar schools	14 284
Technical and related schools	15 065
Industrial and crafts schools	4 538
Secondary art schools	1 577
Upper secondary schools for students with development issues	409
Higher education institutions	74 947

## STUDENTS – enrolled in 2022/2023



### Students enrolled

5 higher education institutions with the highest number of enrolled students (2022/2023)

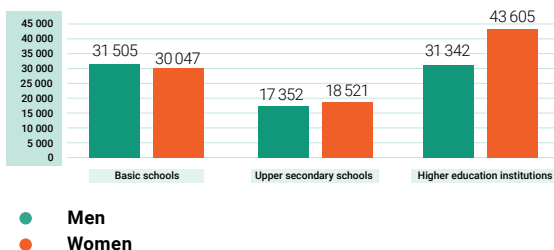
1. Faculty of Economics **6 711**
2. Faculty of Humanities and Social Sciences **5 963**
3. Faculty of Law **4 386**
4. TVZ **4 394**
5. University of Applied Health Sciences in Zagreb **4 133**

### Graduates

5 higher education institutions with the highest number of graduates (2022)

1. FER **1 064**
2. Faculty of Humanities and Social Sciences **1 050**
3. University of Applied Health Sciences in Zagreb **948**
4. PMF **814**
5. TVZ **751**

### ENROLLED IN THE 2022/2023 SCHOOL/ACADEMIC YEAR



# ECONOMY

## NOMINAL GROSS DOMESTIC PRODUCT, 2020



**Zagreb**  
**21 824 EUR**  
GDP per capita



**Croatia**  
**12 465 EUR**  
GDP per capita

## GROSS VALUE ADDED, 2020

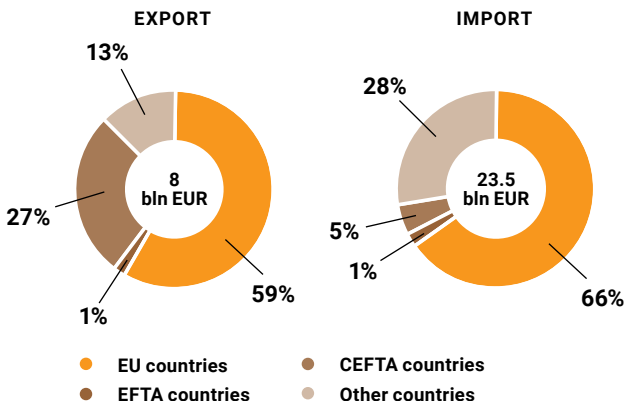


**14 767**  
**mln EUR**  
City of Zagreb

**42 196**  
**mln EUR**  
Republic of Croatia

SOURCE: CBS

## FOREIGN TRADE IN GOODS, 2022



SOURCE: CBS; DATA PROCESSED BY: COEESP, Department of Statistical and Analytical Affairs

## EXPORT, 2022

8 000 mln EUR

TOP 3 COUNTRIES	
Bosnia and Herzegovina	17.1 %
Slovenia	16.4 %
Hungary	11.9 %

## IMPORT, 2022

23 548 mln EUR

TOP 3 COUNTRIES	
USA	13.2 %
Italy	11.7 %
Slovenia	11.7 %

SOURCE: CBS, DATA PROCESSED BY: COEESSP, Department of Statistical and Analytical Affairs

## TOURISM, 2022

## TOURIST OVERNIGHT STAYS



80.5%

Foreign tourist nights

2.2 mln  
Tourist nights

+ 60.4%

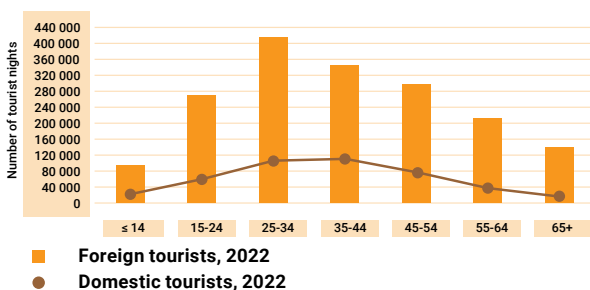
2022/2021



19.5%

Domestic tourist nights

## TOURIST OVERNIGHT STAYS ACCORDING TO AGE GROUPS



SOURCE: CBS, DATA PROCESSED BY: COEESSP, Department of Statistical and Analytical Affairs

## TOP 3 COUNTRIES WITH MOST OVERNIGHT STAYS, 2022

## GERMANY



156 039

+ 59.2%

2022/2021

## USA



150 590

+ 63.1%

2022/2021

## ITALY



126 716

+ 51.9%

2022/2021

## TOURIST NIGHTS BY ACCOMMODATION ESTABLISHMENTS, 2022

60.7%

Hotels and similar  
accommodation

7.4%

Hostels

31.9%

Rooms to let, apartments,  
studio-type suites, summer  
houses

SOURCE: CBS; DATA PROCESSED BY: COEESP, Department of Statistical and Analytical Affairs

## ACCOMMODATION CAPACITIES, STATUS AS OF 31 AUGUST 2022

56

Hotels

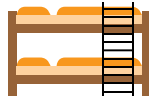
6 864



31

Hostels

1 462



SOURCE: CBS

EMPLOYMENT AND UNEMPLOYMENT,  
STATUS AS OF 31 MARCH 2022

## PERSONS IN EMPLOYMENT



49.8%

Women  
224 059

50.2%

Men  
225 539

## UNEMPLOYED PERSONS



51.0%

Women  
7 261

49.0%

Men  
6 964

SOURCE: CBS, HZMO, HZZ; DATA PROCESSED BY: COEESP, Department of Statistical and Analytical Affairs

## EMPLOYMENT AND UNEMPLOYMENT, STATUS AS OF 31 MARCH 2022

# 449 598

Persons in employment total

# 14 225

Unemployed persons

# + 4.7%

2022/2018

# 3.1%

Unemployment rate in 2022



## EMPLOYED PERSONS BY NATIONAL CLASSIFICATION OF ACTIVITIES (NACE), STATUS AS ON 31 MARCH 2022



# 75 349

Wholesale and retail trade; repair of motor vehicles and motorcycles



# 45 201

Manufacturing



# 39 711

Professional, scientific, and technical activities



# 35 346

Human health and social work activities



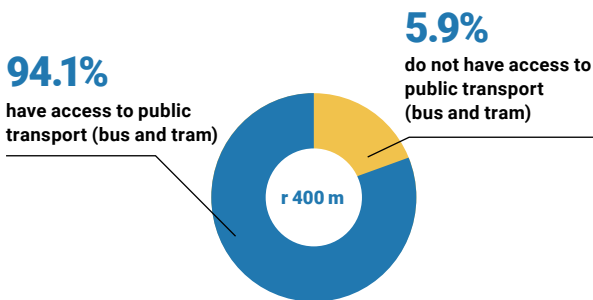
# 34 294

Information and communication

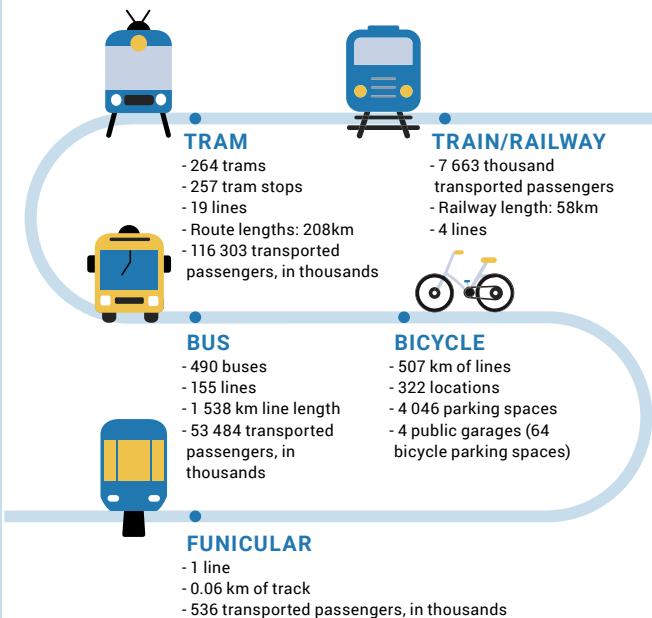
# TRANSPORT

- In 2022, Franjo Tuđman Airport saw a total of 3.1 million passengers, a 22.5% increase compared to 2021.

## CITY TRANSPORT, 2022



SOURCE: COEESP, Department for Spatial Information and Research



SOURCE: ZET d.o.o., HŽPP d.d., ZH, Zagrebparking, GZ, ZG Cycle





## 3 202

Number of taxis



## 364 924

Number of registered  
passenger cars  
(31 December 2022)

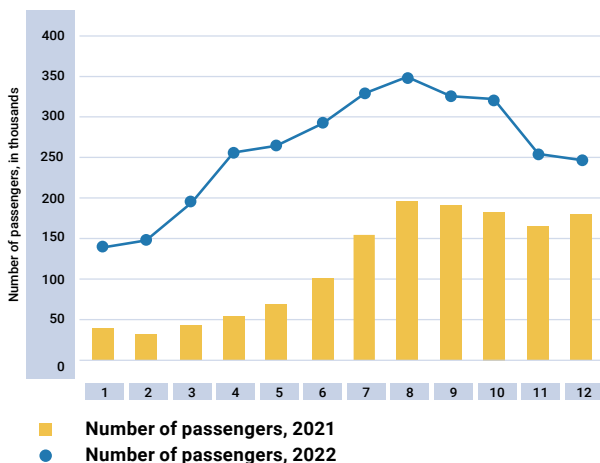


## 6

Locations of charging  
stations for electric  
vehicles in public garages

SOURCE: MUP, CO for Reconstruction, Development, Physical Planning, Construction, Utility Services and Transport, ZH, subsidiary Zagrebparking

## NUMBER OF PASSENGERS AT MZLZ, 2021 AND 2022



SOURCE: MZLZ; DATA PROCESSED BY: COEESSP, Department of Statistical and Analytical Affairs

# POLITICS AND PUBLIC ADMINISTRATION




## CITY OF ZAGREB

**Mayor**  
Tomislav Tomašević,  
MA in Political Science  
**Deputy Mayors**  
Danijela Dolenec, PhD  
Luka Korlaet, PhD

### STRUCTURE OF HUMAN RESOURCES CITY OF ZAGREB (STATUS AS OF 31 DECEMBER 2022)

TOTAL	Women	Men
<b>3 017</b>	<b>1 956</b>	<b>1 061</b>



SOURCE: City Administration General Secretariat

### CITY ASSEMBLY OF THE CITY OF ZAGREB<sup>1)</sup>

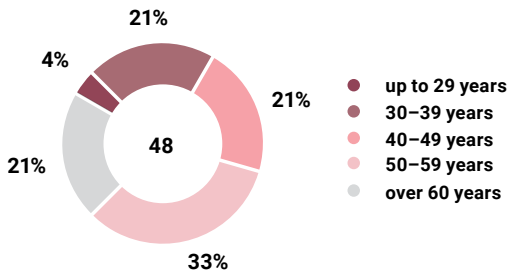


**President**  
Joško Klisović  
**Vice-president**  
Ivana Kekin  
Teodor Celakoski  
Mislav Herman  
Igor Peternel

#### GENDER DISTRIBUTION

**38%** City Assembly members, female (18)  
**62%** City Assembly members, male (30)

### CITY ASSEMBLY MEMBERS BY AGE GROUPS<sup>1)</sup>



<sup>1)</sup> Status as of 7 June 2023

SOURCE: City Assembly General Secretariat

## BUDGET EXPENDITURES, 2022

**1.6  
billion EUR**

City of Zagreb  
budget expenditures  
amounted to



**34.8%** Education



**16.7%** Health care



**10.0%** Economic  
affairs



**9.6%** Services relative to  
improvements in  
housing and community



**9.3%** Recreation, culture and  
religion



**9.0%** Social protection



**7.5%** General public  
services



**2.2%** Environmental  
protection



**0.9%** Public order  
and security

# HISTORY OF ZAGREB

1094

Hungarian King Ladislav establishes the Zagreb Diocese.



1242

Croatian-Hungarian King Bela IV grants the Golden Bull by which Zagreb becomes a Free Royal City.

1355

Mention of the first pharmacy in Zagreb.



1850

Zagreb, by joining all its settlements, becomes a single administrative unit.



1834

Opening of the first permanent theatre in Zagreb.



1857

First Population Census (16 657 inhabitants).

1863

As lamps put in place (a tradition maintained to the present day).

1864

First road and railway bridge (Podsused).



1909

First major trade exhibition takes place - Economic Convention.



1901

First car on the City streets.

1910

First electric tram put into service.

1925

Founding of the Zagreb ZOO.



1990

35th Eurovision competition takes place.

1987

University Games take place in Zagreb and SRC Jarun is built.

1991

Zagreb becomes the capital city of the independent Republic of Croatia.



1995

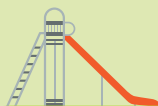
Opening of the new building of the NSK.

2007

Opening of the Homeland Bridge.

2009

Opening of Arena Zagreb.



**1557**

First mention of Zagreb as the capital of Croatia in written documents.

**1607**

Foundation of the Jesuit gymnasium with six grade levels (the beginning of higher education).



**1827**

Opening of Jägerhorn, the first hotel in Zagreb.



**1748**

First coffeehouse in the City of Zagreb.

**1669**

Croatian-Hungarian King Leopold I grants the right to the Royal Academy to be transformed into a university.



**1876**

Opening of the Mirogoj cemetery.

**1877**

First electric lighting.

**1881**

First telephone call in Zagreb.



**1880**

Severe earthquake strikes the City in November.

**1926**

First radio station broadcasting, also the first in this part of Europe.

**1928**

City bathing resort built on the Sava riverbank.

**1929**

Establishment of a city statistical office.

**1956**

Opening of the International Zagreb Fair across from the Sava River.

**1979**

Tram lines cross the Sava river.

**1966**

First flower show.

**1964**

Raging flood strikes Zagreb.

**2014**

New building of Zagreb Academy of Music opened.



**2017**

Opening of the new International Zagreb Airport Franjo Tuđman.



**2020**

5.5 magnitude earthquake, 22 March 2020

**2022**

The new Sljeme cable car, opened to the public on 23 February 2022



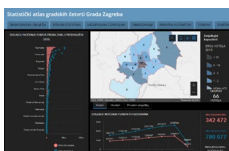
## SELECTED PUBLICATIONS OF THE COEESP – DEPARTMENT OF STATISTICAL AND ANALYTICAL AFFAIRS



Census of Population, Households and Dwellings 2021 - statistical survey conducted once every 10 years. First releases in the fields of *Earnings, Employment and unemployment, Tourism, Construction, Service activities, Transport, Vital statistics, Retail trade and Nacional accounts*, and first releases related to the COVID-19 pandemic in the City of Zagreb.



Statistical Yearbook of the City of Zagreb – basic annual statistical publication that presents data in the fields of social and economic activities as well as geographical, meteorological and general data on the City of Zagreb.



Statistical Atlas of City Districts of the City of Zagreb - provides up-to-date data on city districts in the form of interactive indicators, charts and maps. Available on the website of the City of Zagreb.



The Statistical Portal of the City of Zagreb presents statistical data on the City of Zagreb in an interactive way. Statistical indicators, which are grouped into statistical areas, can be viewed through interactive graphs and maps, and the data can be downloaded in machine-readable formats.

More information available on website:

[www.zagreb.hr/statistika/30](http://www.zagreb.hr/statistika/30)

